








## Year Two - Autumn Two Curriculum Intent

### World War One and Christmas



#### Walter Values

 <b>Respect</b>	Respecting different people's beliefs.
 <b>Empathy</b>	Writing as soldiers in the trenches; thinking about how they would have felt being so far away from home.
 <b>Kindness</b>	Showing kindness by remembering the people that have given their lives during war. The importance of Remembrance Sunday.
 <b>Honesty</b>	Being honest when playing team games and dodgeball.
 <b>Resilience</b>	How people have shown resilience through very difficult times.

## Intended Additional English Coverage






<p><b>Room on the Broom</b>  Command Sentences - Writing Magic Potions  Expanded Noun Phrases  Different Sentence Types (statement, question, command and exclamation)</p>
<p><b>World War One</b>  Animals in War  Sgt. Stubby  The Christmas Truce - writing letters home in the role as soldiers in the trenches  Using conjunctions to join or extend sentences  Using adjectives to describe nouns</p>
<p><b>Christmas Stories</b>  Mog's Christmas Calamity  Writing with coherence  Using time words to sequence events (fronted adverbials of time)  Independent writing tasks - Norman the Slug Who Saved Christmas</p>

## Intended Additional Mathematics Coverage















<p><b>Time</b>  Naming the parts of the clock  Telling and recording the time to 15-minute intervals</p>
<p><b>Addition and Subtraction</b>  Using number lines to add and subtract</p>
<p><b>Fractions</b>  Finding halves, quarters and thirds of a shape or number  Using arrays to find the fraction of a number</p>
<p><b>Money</b>  Identifying the value of notes and coins  Making the same amount using different combinations of coins</p>








## PSRHE and RE

<p><b>Jigsaw PSHE</b></p> 	<p><b>Discovery RE</b></p> 
<p><b>Celebrating Difference</b>  Boys and girls  Why does bullying happen?  Standing up for myself and others  Gender diversity  Celebrating difference  and still being friends</p>	<p><b>Christmas - Jesus as a gift from God</b>  Why do Christians believe God gave  Jesus to the world?</p> 













### Subject Key

<b>English</b> 	<b>Maths</b> 	<b>Science</b> 	<b>PE</b> 	<b>PSHE</b> 	<b>Computing</b> 
<b>RE</b> 	<b>History</b> 	<b>Geography</b> 	<b>Art</b> 	<b>Music</b> 	<b>DT</b> 

### Subject Connectors

Subject	Connector
	As scientists we are looking at materials and their suitability.
	As historians we are researching the events of WW1.
	As designers we are designing and stitching together a Christmas decoration.
	As artists we are moulding and shaping clay.
	As historians we are researching how animals were used during WW1.
	As sports people we are working as a team and developing our coordination and agility.
	As writers we are composing different sentence types.

## Skills and Knowledge

Subject	Skills and Knowledge	Curriculum Coverage
<b>PE</b> 	<b>Dodgeball</b> <ul style="list-style-type: none"> <li>Cooperating as a team</li> <li>Working together as a team</li> <li>Developing coordination and agility</li> <li>Ball skills - sending and receiving</li> </ul>	
<b>History</b> 	<b>World War One</b> <ul style="list-style-type: none"> <li>The key events of World War One</li> <li>The significance of Remembrance Sunday</li> <li>Look at propaganda posters from World War One and creating our own</li> <li>Researching animals that were used during World War One</li> <li>Finding out about Sgt. Stubby, a heroic WW1 dog</li> <li>Composing letters as if we are soldiers in the trenches</li> </ul>	
<b>Computing</b> 	<b>Coding - The Basics (PurpleMash - Chimp)</b> <ul style="list-style-type: none"> <li>Creating simple algorithms</li> <li>Making things happen on the screen</li> <li>Giving instructions to a computer and making things happen on screen</li> <li>Timing events on screen</li> <li>Using a repeat command</li> </ul>	
<b>Science</b> 	<b>The Properties of Materials</b> <ul style="list-style-type: none"> <li>Choosing and investigating suitable materials for Sgt. Stubby's coat</li> </ul>	
<b>Art</b> 	<b>Making Clay Poppies</b> <ul style="list-style-type: none"> <li>Making poppies from clay</li> <li>Painting clay poppies using acrylics</li> </ul>	
<b>DT</b> 	<b>Design, Making and Evaluating Christmas Decorations</b> <ul style="list-style-type: none"> <li>Designing Christmas decorations using felt</li> <li>Sewing fabrics together using a running stitch</li> <li>Adding embellishments by joining two materials</li> <li>Evaluating our finished design</li> </ul>	

## Subject Concepts

