

What Comes Next?

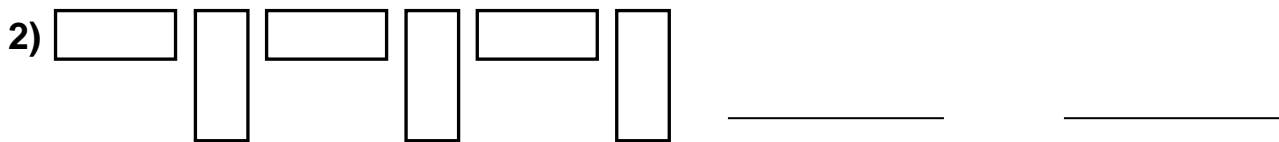
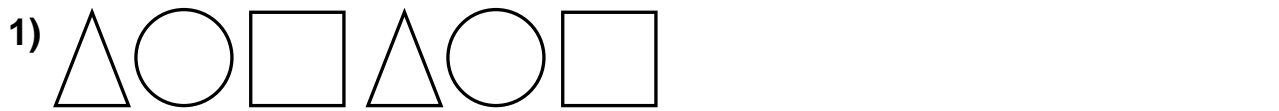
Name: _____

Date: _____

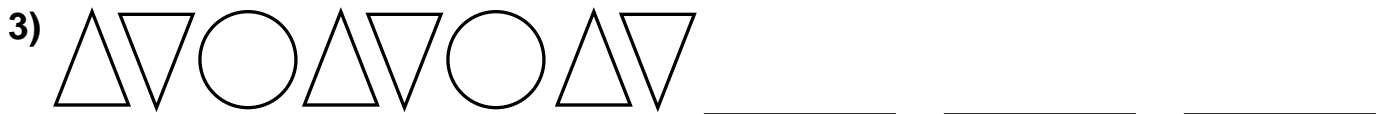
Learning intention: Describe simple patterns and relationships involving numbers or shapes; decide whether examples satisfy given conditions.

Why don't you colour in the shapes? **BUT make sure you keep to the pattern!**

Look at the patterns below and draw the next two shapes.



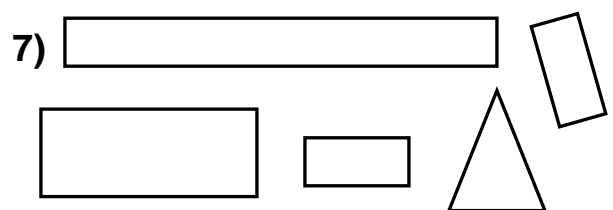
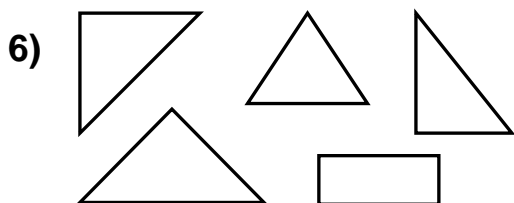
Complete the next three shapes or numbers.



4) 2, 4, 6, 2, 4, 6, 2, _____, _____, _____

5) 5, 3, 1, 5, 3, 1, 5, _____, _____, _____

Draw a ring around the odd one out in each set of shapes.



Explain how you know which shapes are the odd ones out.
