




# English - Home Learning Summer Two - Week Seven Year Two All About Me at Walter

# This week we are going to practise:

- We are going to think about all the achievements and our memories from Walter Infant School and Nursery.
- Our next steps as we move onto Junior School.

[www.walter.wokingham.sch.uk](http://www.walter.wokingham.sch.uk)



# Monday - Memories of Walter

Think about your favourite thing or event at Walter Infant School and Nursery. Try to record some of these things down onto paper. Add a picture to go with this memory. You could use this if you are visiting the school on Friday 17<sup>th</sup>.



think it




What are you writing about?  
What could you include?

say it



Say your sentence lots of times.  
Use your fingers to help.

write it



Use your best handwriting.  
Use your phonics and word  
banks to help with spellings.

read it



Read through all your writing.  
Check that it makes sense and  
correct any mistakes.  
Can you improve your work?

# Tuesday – All About Me! Planning

You're going to write a little biography or profile about yourself. You could take this into school and give it to your junior school teacher. Use the grid on the next page to help you plan your ideas. Draw pictures or make notes about you and your family or who lives in your home, your likes, dislikes and favourite things. This could be TV programmes, food, sports or anything else.





























































My Family and I	Likes	Dislikes	Favourite things



# Wednesday and Thursday – making your profile.

Use your plan to create your profile. For the next two days think mostly about the writing and the sentences. Write it up in draft; ready for publishing on Friday.



s 	a 	t 	p 	i 	n 	m 
d 	g 	o 	c 	k 	ck 	e 
u 	r 	h 	b 	f 	ff 	l 
ll 	ss 	j 	v 	w 	x 	y 
z 	zz 	qu 	ch 	sh 	th 	ng 
ai 	ee 	igh 	oa 	oo 	oo 	ar 
or 	ur 	ow 	oi 	ear 	air 	ure 
er 	ay 	ou 	ie 	ea 	oy 	ir 
ue 	aw 	wh 	ph 	ew 	oe 	au 
ey 	a_e 	e_e 	i_e 	o_e 	u_e 	

## Common Exception Words

I	no	the	to	go	into
he	are	she	her	we	was
me	all	be	they	you	my


said	little	have	one	like
were	so	there	do	what
some	when	come	out	oh
Mrs	Mr	people	their	called
looked	asked	could		

## Conjunctions

but	if	when
because	or	and

# Don't forget to....

think it




What are you writing about?  
What could you include?

say it



Say your sentence lots of times.  
Use your fingers to help.

write it



Use your best handwriting.  
Use your phonics and word  
banks to help with spellings.

read it



Read through all your writing.  
Check that it makes sense and  
correct any mistakes.  
Can you improve your work?



# Friday – publishing your writing

- Today we are going to publish our writing - you can make a poster, an information fact file with pictures and writing, or anything that you like.
- The first thing to do is to check through your writing.
  - Make sure it makes sense and that it is coherent.
  - Check for any spelling mistakes.
  - Check for any missed capital letters, full stops/question marks/exclamation marks.
  - Check that your sentences are not too long!



# Handwriting

- When you publish your story make sure that it is in your best, most amazing handwriting.
- Some of you might be ready to join, others might not be joining yet and that is fine!
- Remember that all your words and letters should stick to the line.
- If you are joining your letters you will see the correct letter formations on the next page to remind you.

A B C D E F G

H I J K L M N

O P Q R S T U

V W X Y Z

## Tortoise Letters



a c e i m n o


r s u v w x z

## Monkey Letters



f g j p q y

## Giraffe Letters



b d h k l t