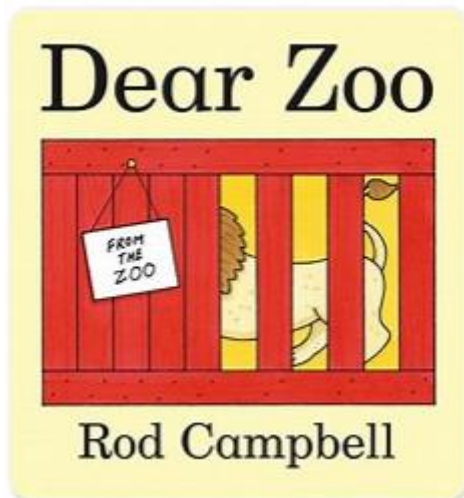


# Foundation Stage 2

## Autumn 1 – home learning



Dear Zoo



# Monday


- Read the story of 'Dear Zoo'
- Can you remember the different animals that the zoo sent?
- Why weren't they good choices?
- Cut out the animals and match them to the correct box (Monday dear zoo animal writing)

# Tuesday

- Look at the pictures of the different animals (from Monday)
- Write a label for each animal
- Remember to say the word, listen to the sounds and write the sounds you can hear

# Wednesday

- Look at the sheet with the animals from the story
- Can you remember why each one was sent back?
- Write a caption to describe one of the animals (Wednesday animal description)



# Thursday

- Letter formation
- Have a go at forming the letters (letter formation sheet)
- Remember to hold your pencil correctly

Letter Formation Practice Sheet

a b c d e f g h i  
j k l m n o p q r  
s t u v w x y z

# Friday

[www.educationcity.com](http://www.educationcity.com)



## Bongo Beat

Initial phonemes of CVC words



**Play**

**+ Add to MyCity**

### Version Summary:

Listen to the CVC word and identify the initial phoneme.

### Objectives:

Use their phonic knowledge to write words in ways which match their spoken sounds

# Monday

- Think about an animal that would make a good pet
- Draw a picture of the animal and write labels to describe

fluffy tail



think it



What are you writing about?  
What could you include?

say it



Say your sentence lots of times.  
Use your fingers to help.

write it



Use your best handwriting.  
Use your phonics and word  
banks to help with spellings.

read it



Read through all your writing.  
Check that it makes sense and  
correct any mistakes.  
Can you improve your work?

# Tuesday

- Look at the picture you drew yesterday
- Write a letter to the zoo asking for a pet
- You can use the describing words you wrote yesterday to help describe the pet you would like (Zoo letter)

think it




What are you writing about?  
What could you include?

say it



Say your sentence lots of times.  
Use your fingers to help.

write it



Use your best handwriting.  
Use your phonics and word  
banks to help with spellings.

read it



Read through all your writing.  
Check that it makes sense and  
correct any mistakes.  
Can you improve your work?


# Wednesday

- What might you need to look after your pet?
- Think about what type of food your pet will eat.
- Where will your pet sleep?
- Write a shopping list of items you will need




# Thursday

- Label the different types of pet
- Can you think of words to describe them?

<small>Pets</small>	
	
	
	
	
	


# Friday


- [www.educationcity.com](http://www.educationcity.com)





## Tidy Up

Listen and respond





**Play**

**Add to MyCity**

**Version Summary:**

Listen carefully and respond appropriately.

**Objectives:**

Follow instructions involving several ideas or actions