

Phonics at Home

Phase 4

Common Exception Words



What is Phase 4?









The purpose of this phase is to consolidate children's knowledge of graphemes in reading and spelling words containing adjacent consonants and polysyllabic words. They will learn to read and spell, or decode and encode, CCVC* and CVCC* words. It can be really tricky to hear the adjacent consonants in a word. Often many children might miss these out, for example spelling 'tent' as 'tet' or 'ten'.











**CCVC = consonant, consonant, vowel, consonant*










**CVCC = consonant, vowel, consonant, consonant*










During Phase 4 the children do not learn any new graphemes or phonemes. They still need to rely on and practise using their Phase 2 and 3 phonemes. The principles of Phase 1, including hearing very small sounds, are also important.










s  sock	a  ant	t  tomato	p  penguin	i  igloo	n  nest	m  mouse	d  dog
--	---	--	---	---	---	---	---

g  grape	o  orange	c  cat	k  key	ck  clock	e  elephant	u  umbrella	r  rainbow
---	--	---	---	--	---	--	---

h  hat	b  balloon	f  fish	ff  muffin	l  lion	ll  bell	ss  grass
---	---	--	---	--	---	--

j  jelly	v  volcano	w  web	x  fox	y  yoyo	z  zebra	zz  pizza	qu  queen	ch  chicken
---	---	---	---	--	---	--	--	--

sh  shoe	th  thumb	ng  ring	ai  snail	ee  sheep	igh  night	oa  boat	oo  moon	oo  book
---	--	---	--	--	---	---	---	---

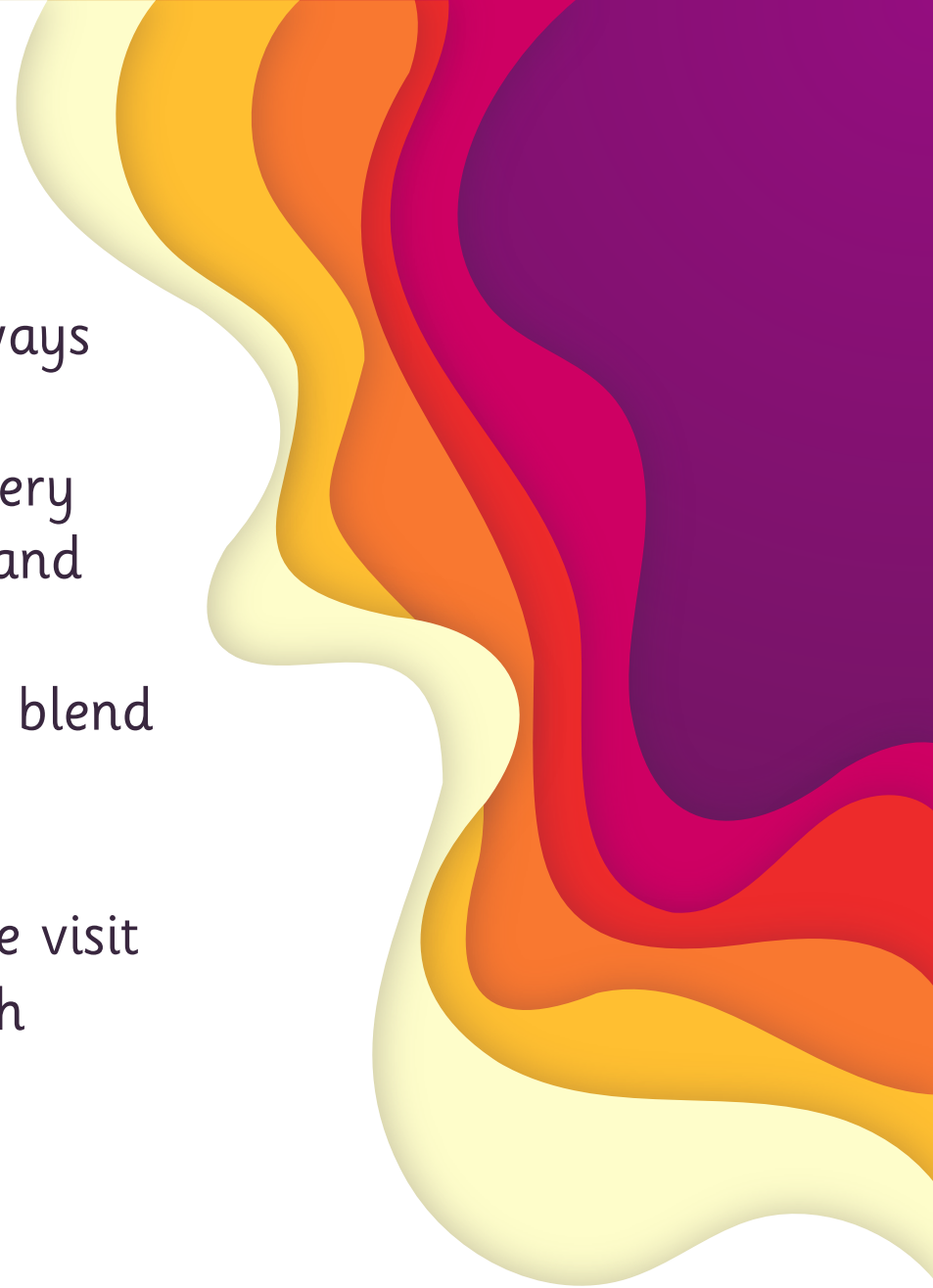
ar  star	or  fork	ur  burger	ow  owl	oi  coin	ear  ear	air  chair	ure  pure	er  hammer
---	---	---	--	---	---	---	--	---

Enunciation and Pronunciation

The shape of our mouths and the sounds that we make when 'sounding out' in phonics is essential. The way we say each individual phoneme or letter sound is important. It is not always easy; it takes a lot of practise and even teachers can get this wrong! When we talk, we do not tend to open our mouths very wide. Initially, try to over emphasise the sound or phoneme and open your mouth a little wider than usual. If the sound or phoneme is spoken correctly then the child will not be able to blend or segment.

To check the correct the pronunciation of the phonemes please visit our Walter Tube channel. Mr Lee has made a video with each sound and a flash card.

https://youtu.be/XLbVOQUe_9k



Phase 2 and 3 Flash Cards

The children should continue to practise their pronunciation and phonemes regularly. There are no new graphemes to learn in Phase 4.

Therefore, the children continue to revise Phase 2 and 3 phonemes. To help with this we have designed flash cards for Phase 2 and 3 on our Walter Tube Channel.

