




Home Learning Year 1

February 18th 2022

Storm Eunice Emergency Closure



English Work

LI: I can write a
factsheet about myself.

Today we are going to continue our learning all about the amazing human body. How many parts of the body can you point to name?



Facts!

Today you are going to write some facts about yourself using statement sentences. What could you write about yourself?

Statements are the most common type of sentence. They **tell the reader a fact or idea about a single topic**. They must always end in punctuation, usually a full stop.

Statement

A statement is a telling sentence.
It tells the reader something.

An example of a statement:

The ship sailed across the ocean.



A statement starts with a capital letter and ends with a period.

What facts could you share?

How old are you?

What month of the year were you born?

What is your favourite colour?

What do you like to eat?

Do you have any hobbies?

What colour is your hair?

Can you think of any other exciting pieces of information you can share?





































































Activities/Resources

1. Draw and colour in a picture of yourself.
2. Label as many parts of the body as you can
3. Write some statement sentences about yourself. Remember say your sentence, count the words, repeat 3 times before you write it.

I have included a phonics mat to help with your spelling and a writing template. You may want to have a go at making your own information booklet!

Good luck and have fun!



s 	a 	t 	p 	i 	n 	m 
d 	g 	o 	c 	k 	ck 	e 
u 	r 	h 	b 	f 	ff 	l 
ll 	ss 	j 	v 	w 	x 	y 
z 	zz 	qu 	ch 	sh 	th 	ng 
ai 	ee 	igh 	oa 	oo 	oo 	ar 
or 	ur 	ow 	oi 	ear 	air 	ure 
er 	ay 	ou 	ie 	ea 	oy 	ir 
ue 	aw 	wh 	ph 	ew 	oe 	au 
ey 	a_e 	e_e 	i_e 	o_e 	u_e 	

Common Exception Words

I	no	the	to	go	into
he	are	she	her	we	was
me	all	be	they	you	my
said	little	have	one	like	
were	so	there	do	what	
some	when	come	out	oh	
Mrs	Mr	people	their	called	
looked	asked	could			


Conjunctions

but	if	when
because	or	and

All About Me!











































Maths Work

L1: I can solve problems involving addition and subtraction and read the time using an analogue clock

Crack the code

	= 2		= 5		= 10		= 8		= 3		= 4
---	-----	---	-----	--	------	---	-----	---	-----	---	-----

Use the code above to solve the calculations below.

- | | | | | | | | | | | | | | | |
|--|---|---|---|----------------------|---|---|---|---|----------------------|--|---|---|---|----------------------|
| a)  | + |  | = | <input type="text"/> | f)  | + |  | = | <input type="text"/> | k)  | + |  | = | <input type="text"/> |
| b)  | + |  | = | <input type="text"/> | g)  | + |  | = | <input type="text"/> | l)  | + |  | = | <input type="text"/> |
| c)  | + |  | = | <input type="text"/> | h)  | + |  | = | <input type="text"/> | m)  | + |  | = | <input type="text"/> |
| d)  | + |  | = | <input type="text"/> | i)  | + |  | = | <input type="text"/> | n)  | + |  | = | <input type="text"/> |
| e)  | + |  | = | <input type="text"/> | j)  | + |  | = | <input type="text"/> | o)  | + |  | = | <input type="text"/> |

Adding Coins

What amount is in each money jar? Add or combine the values together, start with the largest number or value coin.




p



p



p



p

Adding Coins

What amount is in each money jar? Add or combine the values together, start with the largest number or value coin. Remember to use your knowledge of counting in multiples of 2's, 5's and 10's



p



p

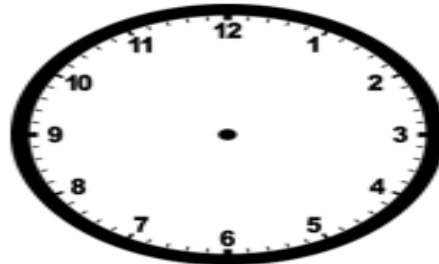
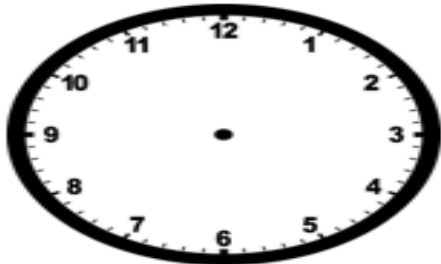
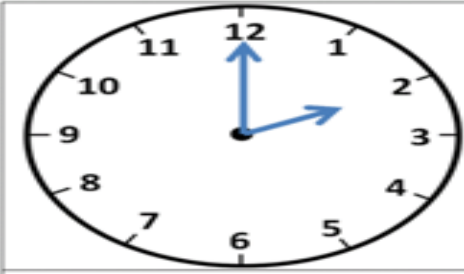
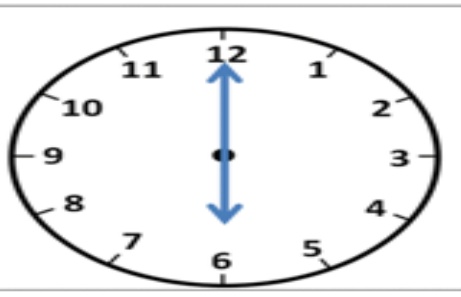
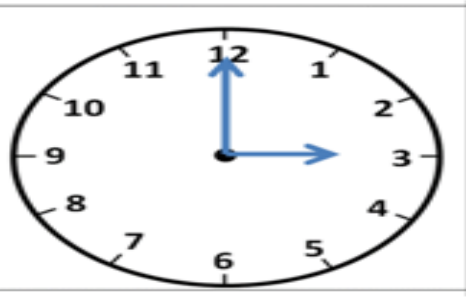
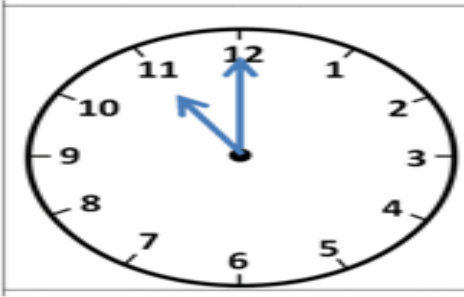


p



p

Read the time on the clocks and write the correct time in the box. Can you think of your own times to draw on the analogue clock and write the matching time?



O'clock

Can you draw the correct time on the clock. Try using two different colored pencils to help you with the hour and minute hand

O'clock



7 o'clock



8 o'clock



12 o'clock



3 o'clock



9 o'clock

