


Phonics at Home Phase 3

Introduction to Phase 3
































What is Phase 3?

- ✦ During Phase 3 the children learn a further 25 graphemes. Many of these are digraphs (a single sound or phoneme made up of two letters). Once the children have learned they can use them to blend and segment a wider range of words. They should learn the letter names and the sounds or phonemes. They also learn some more common exception words.



Phase 3 Graphemes and Phonemes

j  jelly	v  volcano	w  web	x  fox	y  yoyo	z  zebra	zz  pizza	qu  queen	ch  chicken
sh  shoe	th  thumb	ng  ring	ai  snail	ee  sheep	igh  night	oa  boat	oo  moon	oo  book
ar  star	or  fork	ur  burger	ow  owl	oi  coin	ear  ear	air  chair	ure  pure	er  hammer



Enunciation and Pronunciation

The shape of our mouths and the sounds that we make when 'sounding out' in phonics is essential. The way we say each individual phoneme or letter sound is important. It is not always easy; it takes a lot of practise and even teachers can get this wrong! When we talk, we do not tend to open our mouths very wide. Initially, try to over emphasise the sound or phoneme and open your mouth a little wider than usual. If the sound or phoneme is spoken correctly then the child will not be able to blend or segment.

To check the correct the pronunciation of the phonemes please visit our Walter Tube channel. Mr Lee has made a video with each sound and a flash card.

https://youtu.be/XLbVOQUe_9k

Phase 2 and 3 Flash Cards

The children should practise their pronunciation and phonemes regularly. To help with this we have designed flash cards for Phase 2 and 3 on our Walter Tube Channel.

