




English - Home Learning Summer Two - Week Three Year Two Supertato - Part Two




As writers we are using
adjectives and adverbs.

This week we are going to practise:

- Composing a story which with coherence
- Using adjectives and adverbs in our sentences
- Writing in the past tense

You can download all the resources that you need from our website.



www.walter.wokingham.sch.uk



Supertato Part Two

For this week we have recorded two videos for you at home. You can either watch Mrs McDonough read Supertato or Mr Herlihey reading Supertato Veggies Assemble.

- Mrs McDonough reading Supertato <https://youtu.be/dcyWkC6DUIA>
- Mr Herlihey reading Supertato Veggies Assemble <https://youtu.be/3m-sXFWykAQ>



Monday - wanted poster

Today we are going to write a wanted poster for your villain. Last week you created a villain for your comic strip. Think about this villain, what do they look like, what things have they done that they shouldn't have, why are they the villain?

We are going to write some wanted posters for your villain. For this we are going to need to use adjectives to describe them.

adjective

An adjective describes a noun.

beautiful *fierce* *huge*
creepy *wonderful*

NOUN

A noun is the name of something, a place or a person.


chair *troll* *tiger*
pencil *James*



Writing sentences

- How do we write a sentence? What is the process?

think it




What are you writing about?
What could you include?

say it



Say your sentence lots of times.
Use your fingers to help.

write it



Use your best handwriting.
Use your phonics and word
banks to help with spellings.

read it



Read through all your writing.
Check that it makes sense and
correct any mistakes.
Can you improve your work?

Name..... Date.....

WANTED

Tuesday – writing the Opening

- You are going to turn your comic strip into a narrative.
- Use your comic strip as a plan or story map to help write your story.
- We are going to write our opening to our story.
- How do we write a sentence? What is the process?

think it




What are you writing about?
What could you include?

say it



Say your sentence lots of times.
Use your fingers to help.

write it



Use your best handwriting.
Use your phonics and word
banks to help with spellings.

read it




























































Read through all your writing.
Check that it makes sense and
correct any mistakes.
Can you improve your work?

What story openers can you think of?

- One dark night in the supermarket...
- It was midnight in the kitchen...
- There was once an evil pea...
- Peas are frozen for a good reason!

Use one of the example or think of your own to start your story. Remember your opening needs to be well thought out and grab the readers attention to 'hook' them in. Use your phonics to help with spellings. Remember to say your sentences out loud first and check through your writing. Ask for help from a grown up if you need to, but have a go first! There is a phonics mat on the next page.

s 	a 	t 	p 	i 	n 	m 
d 	g 	o 	c 	k 	ck 	e 
u 	r 	h 	b 	f 	ff 	l 
ll 	ss 	j 	v 	w 	x 	y 
z 	zz 	qu 	ch 	sh 	th 	ng 
ai 	ee 	igh 	oa 	oo 	oo 	ar 
or 	ur 	ow 	oi 	ear 	air 	ure 
er 	ay 	ou 	ie 	ea 	oy 	ir 
ue 	aw 	wh 	ph 	ew 	oe 	au 
ey 	a_e 	e_e 	i_e 	o_e 	u_e 	

Common Exception Words

I	no	the	to	go	into
he	are	she	her	we	was
me	all	be	they	you	my
said	little	have	one	like	
were	so	there	do	what	
some	when	come	out	oh	
Mrs	Mr	people	their	called	
looked	asked	could			

Conjunctions

but	if	when
because	or	and

Wednesday – writing the middle

- Today we are going to focus on using adjectives and adverbs in our writing to add more detail for the reader.
- Before we can do this we need to know the following:
 - What is a noun?
 - What is an adjective?
 - What is a verb?
 - What is an adverb?



What is a noun?

NOUN

A noun is the name of something, a place or a person.

chair

troll

tiger

pencil

James

What is an adjective?

adjective

An adjective describes a noun.

beautiful

fierce

huge

creepy

wonderful

What is a verb?

VERB

An action or a doing word.

JUMP

sitting

ran

wrote

chop

What is an adverb?

adverb

An adverb tells you where, how or when something is happening

quickly **Suddenly** *very*
carefully **SLOW**

Adding adjectives to our writing

- Adjectives are used to add more detail or to describe a noun.
- The adjective goes before the noun to make an 'expanded noun phrase'. We can put these into sentences. For example, it's the **blue ball**, not the **ball blue**.

Adding adverbs to our writing

- Adverbs are very powerful and useful words and can add lots of detail or describe how something is happening.
- They can change the way something is pictured in your head when you are reading it.
- The easiest examples of adverbs to use end in the suffix –ly (quickly, slowly, angrily etc.)

Try to use some adjectives and adverbs in your writing today.

- Try it out today; use some adjectives or adverbs in your writing.
- Remember the writing process when composing sentences.
- You might want to add adjectives or adverbs into your writing when you are reading it and editing your writing.



Write the middle part of story today; from where Keith performs his first magic trick up to where the dog appears and starts barking.

Thursday – writing the ending

- Today we are going to focus on writing the ending of the story.
- Think about all the things that we have been doing this week so far. Composing our sentences carefully and adding adjectives or adverbs into our writing.
- Keep doing this as you write the ending of the story.
- Think carefully about the words you are choosing and what impact it will have on your reader.
- Remember the writing process – think it, say it, write it and read it.
- Read through all your writing and check everything!

What is a noun?

NOUN

A noun is the name of something, a place or a person.

chair

troll

tiger

pencil

James

What is an adjective?

adjective

An adjective describes a noun.

beautiful

fierce

huge

creepy

wonderful

What is a verb?

VERB

An action or a doing word.

JUMP

sitting

ran

wrote

chop

What is an adverb?


adverb

An adverb tells you where, how or when something is happening

quickly **Suddenly** *very*
carefully **SLOW**

Friday – publishing our story

- Today we are going to publish our writing.
- The first thing to do is to check through your writing.
 - Make sure it makes sense and that it is coherent.
 - Check for any spelling mistakes.
 - Check for any missed capital letters, full stops/question marks/exclamation marks.
 - Check that your sentences are not too long!



Handwriting

- When you publish your story make sure that it is in your best, most amazing handwriting.
- Some of you might be ready to join, others might not be joining yet and that is fine!
- Remember that all your words and letters should stick to the line.
- If you are joining your letters you will see the correct letter formations on the next page to remind you.

A B C D E F G

H I J K L M N

O P Q R S T U

V W X Y Z

Tortoise Letters



a c e i m n o

r s u v w x z

Monkey Letters



f g j p q y

Giraffe Letters



b d h k l t