




English - Home Learning

Year One – Week 1

Superworm – Julia Donaldson



















This week we are going to practise:

- Writing sentences that start with a capital letter
- Using finger spaces and full stops
- Using our phonics to spell words
- Using adjectives (describing words)

You can download all the resources that you need from our website.

www.walter.wokingham.sch.uk



s 	a 	t 	p 	i 	n 	m 
d 	g 	o 	c 	k 	ck 	e 
u 	r 	h 	b 	f 	ff 	l 
ll 	ss 	j 	v 	w 	x 	y 
z 	zz 	qu 	ch 	sh 	th 	ng 
ai 	ee 	igh 	oa 	oo 	oo 	ar 
or 	ur 	ow 	oi 	ear 	air 	ure 
er 	ay 	ou 	ie 	ea 	oy 	ir 
ue 	aw 	wh 	ph 	ew 	oe 	au 
ey 	a_e 	e_e 	i_e 	o_e 	u_e 	

Common Exception Words

I	no	the	to	go	into
he	are	she	her	we	was
me	all	be	they	you	my
said	little	have	one	like	
were	so	there	do	what	
some	when	come	out	oh	
Mrs	Mr	people	their	called	
looked	asked	could			

Conjunctions

but	if	when
because	or	and


Here is a phonics mat and a list of common exception words. Use this if you get stuck with your spellings.

Try to use your phonics first; however, if it becomes too tricky then an adult at home or an older family member might be able to help you.

This week we are going to be basing our writing off the book 'Superworm' by Julia Donaldson.


Have a listen to Miss Rose reading the story. If you have a version of the story at home you can follow along with us or even read it yourself.

<https://www.youtube.com/watch?v=iMiuPVnHloo&feature=youtu.be>



Monday

Have a look at the following pages. What does Superworm make himself into?




Monday

Today we are going to write some sentences about Superworm.

We can start with 'Superworm is ...' or 'He is...'

Remember to start with a capital 'S' or 'H' and to finish with a full stop.

You could even extend your sentence by using 'and'.



Monday


Here are some examples. Can you write some of your own?

Superworm is a swing for the beetle.

Superworm is a slide for the ants.

He is a hoola-hoop and a fairground ride.

Remember to use all the pictures.



Monday - Activity


Draw a picture of Superworm and write some sentences about what he does. You could use this sheet or just your own piece of paper.

L1: I can write a sentence with a capital letter, full stop and finger spaces (Monday)

Step 1: Say your sentence out loud.

Step 2: Write it down with a capital letter and finger spaces

Step 3: Finish with a full stop



Tuesday

What super things does Superworm do? Today we are going to make up our own super insect and write some sentence about it.

First draw your creature. Here is my creature. He is a Superbee!



Tuesday

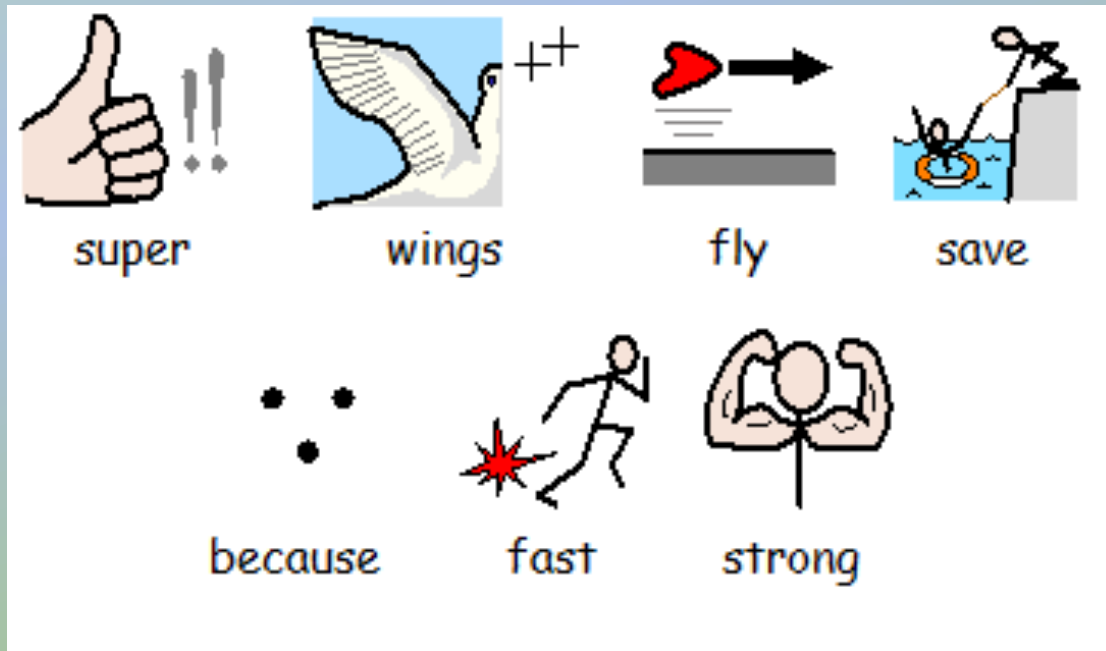
We are going to write sentences using capital letters, full stops and finger spaces. We can write about what our insect looks like as well as how it behaves.

Superbee is yellow and black. He can fly because he has wings. He has a stinger so he can sting enemies. Superbee is fast and very strong.



Tuesday - Activity

Now it's your turn. Draw a super insect and then write some sentences about it.
You could use this sheet or your own paper.



LI: I can write a sentence with a capital letter, full stop and finger spaces (Tuesday)

Step 1: Say your sentence out loud.

Step 2: Write it down with a capital letter and finger spaces

Step 3: Finish with a full stop

Challenge – Use 'and'

[illegible]

Wednesday

In the story Wizard Lizard tries to capture Superworm. Today we are going to be thinking of words to describe him. We are going to use our phonics to spell these words.



Can you think of any words to describe the Lizard?

Wednesday

Let's use our phonics mat to help us find the words we want to write. Digraphs are in bold. This is when 2 letters make 1 sound.

s 	a 	t 	p 	i 	n 	m 
d 	g 	o 	c 	k 	ck 	e 
u 	r 	h 	b 	f 	ff 	l 
ll 	ss 	j 	v 	w 	x 	y 
z 	zz 	qu 	ch 	sh 	th 	ng 
ai 	ee 	igh 	oa 	oo 	oo 	ar 
or 	ur 	ow 	oi 	ear 	air 	ure 
er 	ay 	ou 	ie 	ea 	oy 	ir 
ue 	aw 	wh 	ph 	ew 	oe 	au 
ey 	a_e 	e_e 	i_e 	o_e 	u_e 	

m **ea** n

mean

u n k i n d

unkind

b a d

bad

g r **ee** n

green

l o n g t a i l

long tail

sh ar p c l aw s

sharp claws

s n **ea** k y

sneaky

n a s t y

nasty

Wednesday - Activity







































































Now it's your turn! Use your phonics mat to help you write words to describe the lizard. Remember to just write words not sentences.

LI: I can use my phonics to spell new words (Wednesday)

Step 1: Say the word

Step 2: Write down the first sound

Step 3: Use your phonics mat to find the other sounds

s 	a 	t 	p 	i 	n 	m 
d 	g 	o 	c 	k 	ck 	e 
u 	r 	h 	b 	f 	ff 	l 
ll 	ss 	j 	v 	w 	x 	y 
z 	zz 	qu 	ch 	sh 	th 	ng 
ai 	ee 	igh 	oa 	oo 	oo 	ar 
or 	ur 	ow 	oi 	ear 	air 	ure 
er 	ay 	ou 	ie 	ea 	oy 	ir 
ue 	aw 	wh 	ph 	ew 	oe 	au 
ey 	a_e 	e_e 	i_e 	o_e 	u_e 	

Thursday

Yesterday we used our phonics to write words to describe the lizard. Today we are going to use those words to write a wanted poster for the Lizard.

We need to tell our reader what he looks like so they can help all the insects find him. We are going to make sure we use capital letters, finger spaces and full stops. Your challenge today is to use a question sentence in your wanted poster.



Thursday

Have you seen this lizard? He is green and brown. He has sharp claws and a long tail. He is mean and very unkind. He tried to capture Superworm and make him dig for treasure. Wizard Lizard has a purple hat with stars on it. He has a magic flower and a black crow.

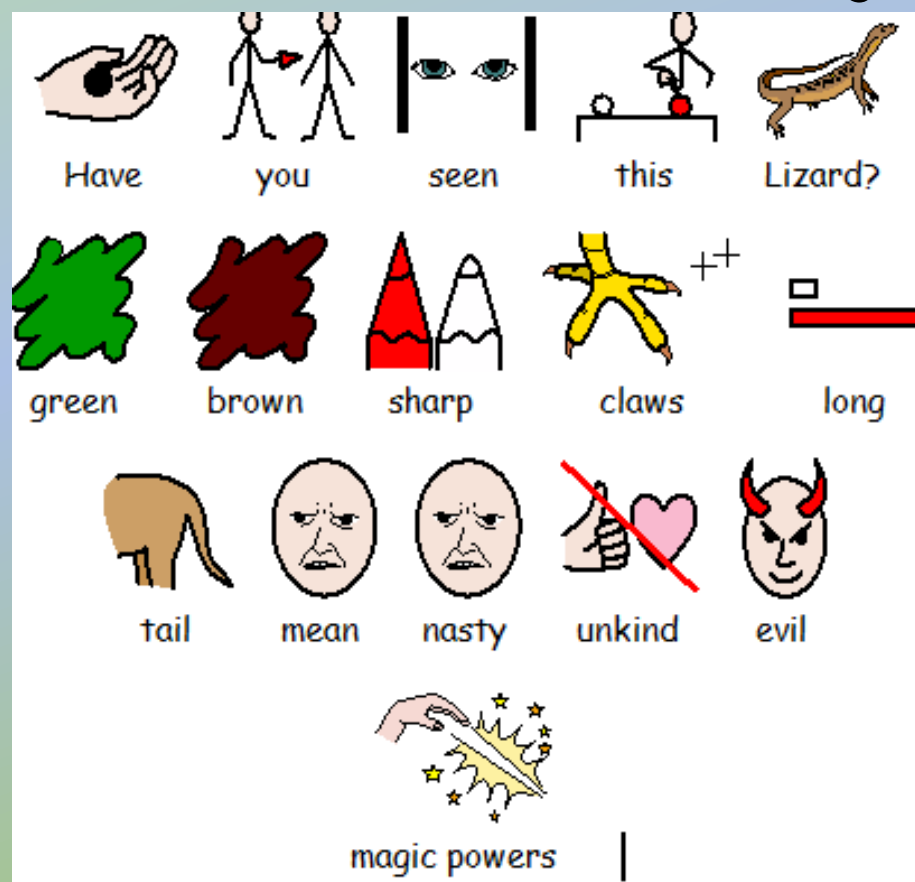


Your wanted poster can be a mixture of description about the lizard as well as explaining what he has done. Can you spot the question sentence?

Thursday

Now it's your turn ...

You could use this sheet or your own piece of paper.



LI: I can write a sentence with a capital letter, full stop and finger spaces (Thursday)

Step 1: Say your sentence out loud.

Step 2: Write it down with a capital letter and finger spaces

Step 3: Finish with a full stop

Challenge – Use a question sentence

Wanted!

[illegible]

Friday

Today we are going to publish our writing. You can choose your favourite piece of work from this week and write it up into your neatest writing.



Friday

Here is my writing about my super insect. You can see I made some mistakes. When I publish it I need to make sure I correct my mistakes. I am also not going to copy out anything I have crossed out. The bits underlined in green need correcting.

Superbee is ~~Y~~ yellow and black. he can fly because he has wings. He has a singer stinger so he can sting enemies. Superbee is fast ~~fast~~ and very strong

Superbee is yellow and black. He can fly because he has wings. He has a stinger so he can sting enemies. Superbee is fast and very strong.

Friday

Now it's your turn!

LI: I can publish my work in my nearest writing (Friday)

Step 1: Start your letters from the top

Step 2: Keep your writing on the line

Step 3: Check for capital letters and full stops

[illegible]

Hooray!

Well done on a fantastic week of work. You have done some amazing writing. Have a lovely weekend!

