



Walter Infant School and Nursery

Foundation Stage 2

Maths Isolation Pack

No-Bot

Name:.....

Class:.....

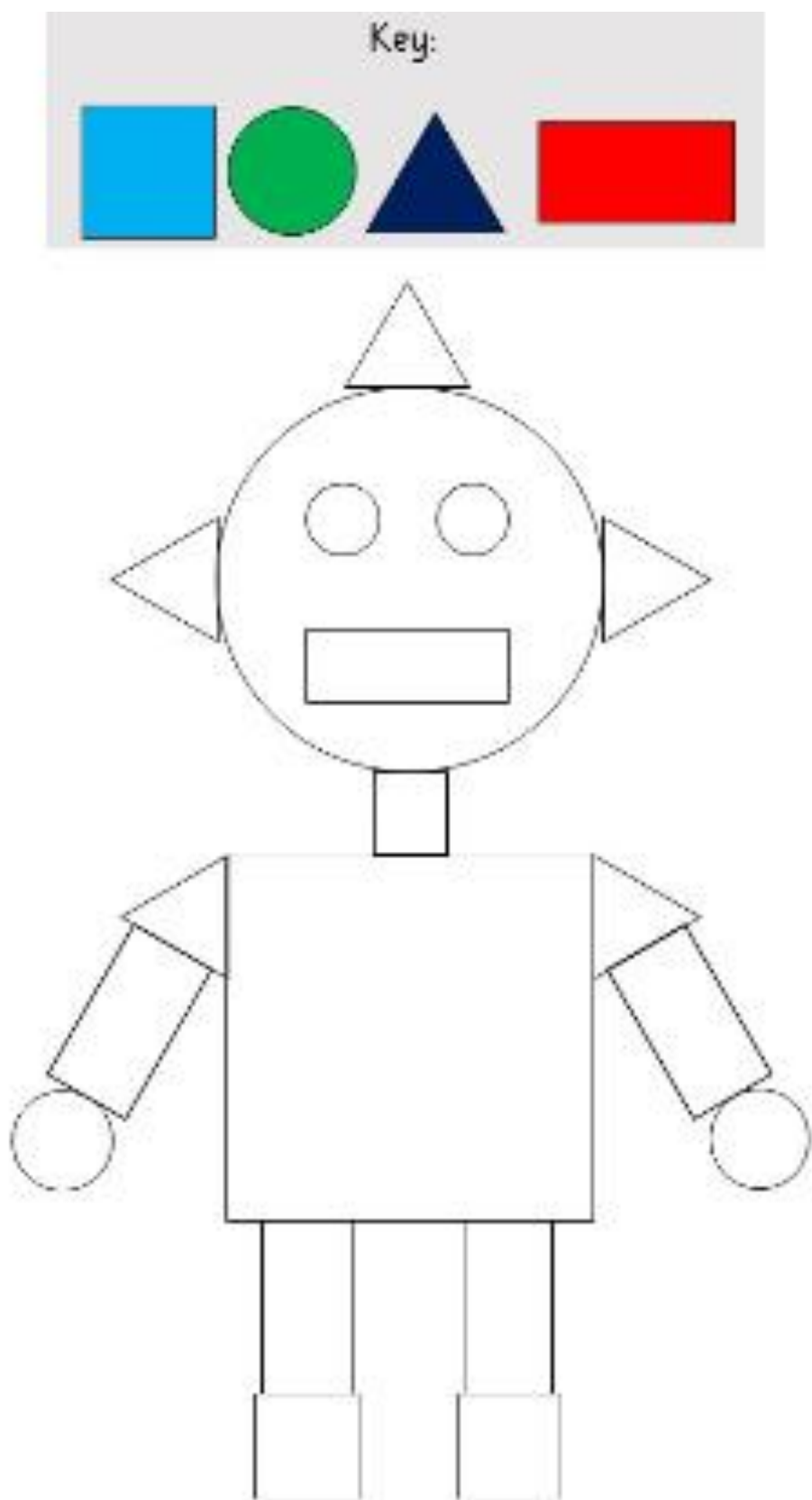
Activity 1 - Shape hunt

- What shapes can you see in your home?
- Look for circles, triangles, square rectangles, oblong rectangles
- Draw the objects on a sheet of paper.





Tell a grown up in your house about all the different shapes you find.

Activity 2 – colour in the robot picture made from different shapes according to the key below.




Tell a grown up in your house about all the different shapes. How many sides and corners are there?

Activity 3 – find some things in your home that you can draw around to make your own shape picture.....here are some ideas




Activity 4 – Education City


Log on to Education City and click on 'Mathematics' – 'F2' – 'Nine Lives' to play a game about shapes.




Activity 5 – you can use our road shapes on the following pages, or make your own out of paper or card in your house. Drive a car, ride a horse or take a dog for a walk along the roads, counting the corners and sides, and naming the shapes as you go.


You could add other roads to join the shapes if you like! Or build your own town!







REPORT OF THE COMMISSION ON THE STATUS OF THE



Copyright © 2008 by The McGraw-Hill Companies, Inc.