



Summer Two - Week Seven (W/C 13.7.2020)

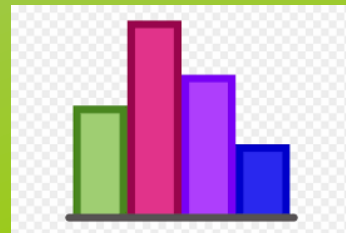
Year One



Home Learning/Follow on learning
English – Summer



Maths – Bar graph/problem solving


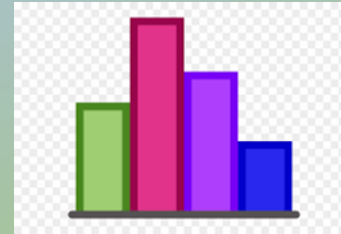





































This week we are going to practise:

- Write statement sentences
- Write labels using phonics
- Write a description using adjectives
- Create a bar graph
- Solve a problem
- Adding 3 numbers together
- Addition tasks using Education City

You can download all the resources that you need from our website.

www.walter.wokingham.sch.uk



s 	a 	t 	p 	i 	n 	m 
d 	g 	o 	c 	k 	ck 	e 
u 	r 	h 	b 	f 	ff 	l 
ll 	ss 	j 	v 	w 	x 	y 
z 	zz 	qu 	ch 	sh 	th 	ng 
ai 	ee 	igh 	oa 	oo 	oo 	ar 
or 	ur 	ow 	oi 	ear 	air 	ure 
er 	ay 	ou 	ie 	ea 	oy 	ir 
ue 	aw 	wh 	ph 	ew 	oe 	au 
ey 	a_e 	e_e 	i_e 	o_e 	u_e 	

Common Exception Words

I	no	the	to	go	into
he	are	she	her	we	was
me	all	be	they	you	my
said	little	have	one	like	
were	so	there	do	what	
some	when	come	out	oh	
Mrs	Mr	people	their	called	
looked	asked	could			

Conjunctions

but	if	when
because	or	and

Here is a phonics mat and a list of common exception words. Use this if you get stuck with your spellings. Try to use your phonics first; however, if it becomes too tricky then an adult at home or an older family member might be able to help you.

This week, we are going to be learning all about the season summer. Lets hope we have a sunny week! Please do not forget your sun hat, water bottle and sun cream if you are out and enjoying the lovely summer weather! The next few slides are all about the season summer.



Summer



Summer is one of the four seasons.



It comes after spring and before autumn.



In the UK, summer is from June to August.



The season brings lots of changes that we can see around us, like longer days and shorter nights.



The longest day is 21st June, which is the summer solstice.

Summer



Summer fruits ripen and are ready to be picked.



Baby birds learn to fly.

Summer



Baby birds learn to fly.



Summer flowers bloom.

Summer



Trees are full of big green leaves.



The weather is sunny and warm.



It's time to go and play outside or go to the seaside.

Summer



There are lots of activities we can do outside.



We must remember to protect our skin from the Sun's rays with suntan lotion.

English Task 1 – Summer walk

Home learners only activity (Not bubble school learners)

Today we would like you to go on a summer walk (this can be in a garden or a local area). While you are on your walk we would like you to look out for all the signs of summer.

What is the weather like? What is the sky like? What are the trees like? Do they have leaves? What are the plants and flowers doing? What clothes are you wearing? What is the temperature like? Do you need a coat and a hat? Can you see or hear any animals?

You may like to take some paper and a pencil, maybe draw what you see, take notes about what you observe.

English Task 1 – Summer walk

Home learners only activity (Not bubble school learners)


Now you have been on your wonderful summer walk we would like you to write some statement sentences on what you have found out about summer.

Can you remember what a statement sentence is?

LE: To write a statement using finger spaces, capital letters and full stops
Step 1: Say your sentence
Step 2: Write your sentence using capital letters, finger spaces and full stops.
Step 3: Check your sentence make sense

CHALLENGE: Use the conjunction **and** or **because**

Challenge: Can you use the conjunction (joining word) 'and' or 'because'



Do not forget to draw a summer picture!

English Task 2 – Label a summer picture using phonics- Home learners only activity (Not bubble school learners)


Have a look at the following summer pictures. What can you see in the pictures?



English Task 2 – Label a summer picture using your phonics - Home learners only activity (Not bubble school learners)

Today we would like you to draw a summer picture. After you have drawn your picture we would like you to label your picture. Labels you may want to include could be]

- Sun
- Sea
- Sand
- Bucket
- Spade
- Ice cream
- Bee
- Flower



- To help you with your spellings do not forget to use your phonic mat!

s	a	t	p	i	n	m
d	g	o	c	k	ck	e
u	r	h	b	f	ff	l
ll	ss	j	v	w	x	y
z	zz	qu	ch	sh	th	ng
ai	ee	igh	oa	oo	oo	ar
or	ur	ow	oi	ear	air	ure
er	ay	ou	ie	ea	oy	ir
ue	aw	wh	ph	ew	oe	au
ey	a_e	e_e	i_e	o_e	u_e	

English Task 3 – Using adjectives to describe objects


All learners (including bubble school)





This week we are busy learning about summer. Today we would like you to think of 4 adjectives to describe;

- The sun
- The sea
- Sand
- Ice cream#

LI: To use my phonics to sound out and spell describing words
Step 1: Think of words to describe each item
Step 2: Say the words aloud and listen to the sounds
Step 3: Use your phonics mat to spell the words

Think about your senses when coming up with describing words
– What do the objects look like, feel like, sound like, smell like, taste like



<u>sun</u> 	<u>sea</u> 
<u>sand</u> 	<u>ice-cream</u> 

- Remember to use your 5 senses to help you think of some adjectives.

English Task 3 – Using adjectives to describe objects


All learners (including bubble school)





- Now you have thought of 4 different adjectives to describe the sun, sea, sand and ice cream. We would like you to write a sentences about each area using the adjectives. An example could be
- The **yellow, hot sun shines brightly** onto the beach.

Remember your capital letter, finger space and full stop!

LI: To use my phonics to sound out and spell describing words
Step 1: Think of words to describe each item.
Step 2: Say the words aloud and listen to the sounds
Step 3: Use your phonics mat to spell the words

Think about your senses when coming up with describing words
– What do the objects look like, feel like, sound like, smell like, taste like



<u>sun</u> 	<u>sea</u> 
<u>sand</u> 	<u>ice-cream</u> 

English Task 4 – summer bucket list All learners (including bubble school)

Today we would like you to think about 10 things you would like to do over the summer holidays before you start year 2. Today you are going to use your phonics to help you spell the words. Here are a few ideas from Ms Rees

- Have an ice cream
 - Go for a walk
 - Have a pyjama day
 - Watch the new version of 'Lady and the Tramp'
 - Have a picnic
 - Make my own ice lollies
 - Watch the sun rise
-
- I wonder what you will do on your summer break....

LI: To use your phonics to sound out and spell words
Step 1: say the word
Step 2: break the word up into its individual sounds
Step 3: use your phonics mat to spell the word

Write a bucket list of what you would like to do in the summer holidays.

1)	
2)	
3)	
4)	
5)	
6)	
7)	
8)	
9)	
10)	

s	a	t	p	i	n	m
d	g	o	c	k	ck	e
u	r	h	b	f	ff	l
ll	ss	j	v	w	x	y
z	zz	qu	ch	sh	th	ng
ai	ee	igh	oa	oo	oo	ar
or	ur	ow	oi	ear	air	ure
er	ay	ou	ie	ea	oy	ir
ue	aw	wh	ph	ew	oe	au
ey	a_e	e_e	i_e	o_e	u_e	

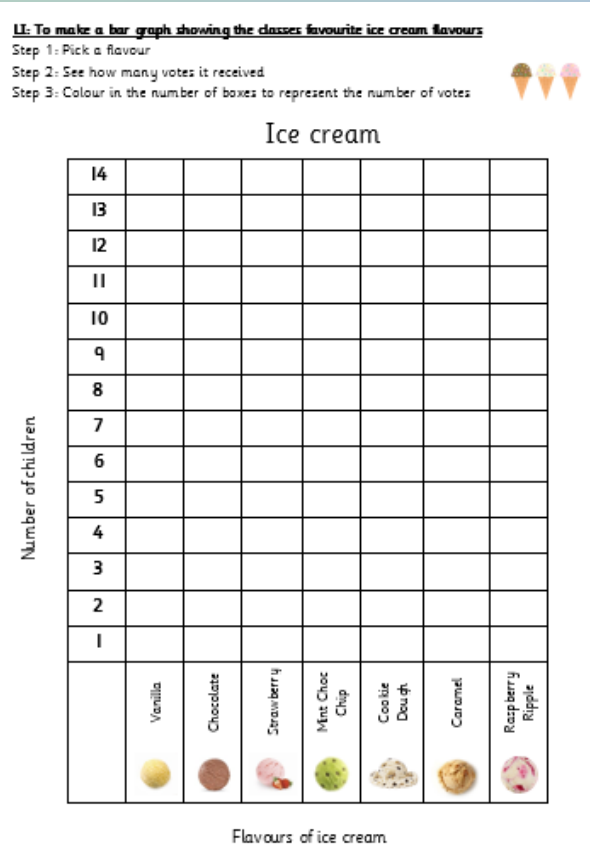
English Task 5 – All learners (including bubble school)

There will be no task 5 this week! You have all worked so hard at home you can begin your summer break a day early!!!



Maths – Task 1 – Home learners only (Not bubble school learners)

Today we are going to create a bar graph. We would like you to find out what are the favourite ice cream flavours in your household? You are then going to add the information (data) into the bar graph. This will help you create a picture of the most popular flavour.

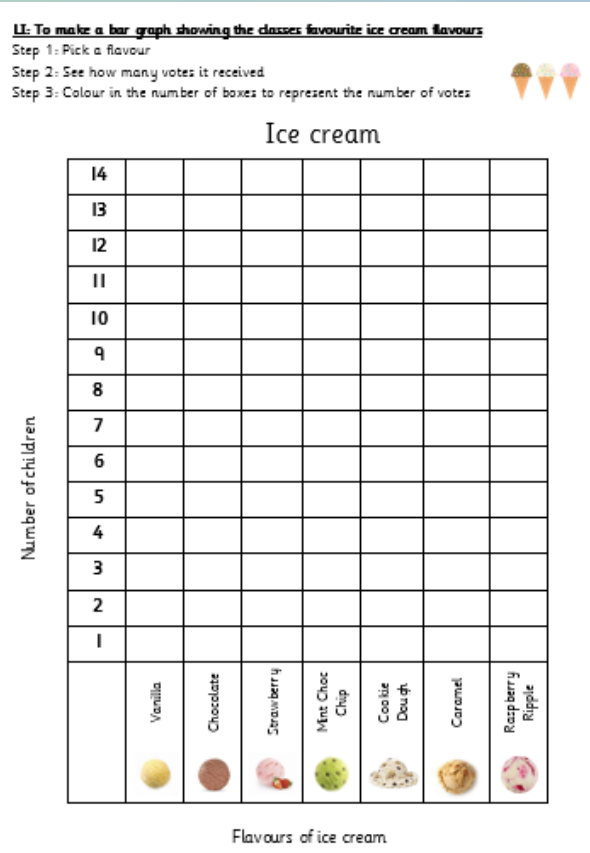


Here is some further data you can add to your graph we have found out what some of the teachers like;

- Ms Rees = Caramel
- Miss Rose = Chocolate
- Miss Palmer = Vanilla
- Miss Gosling = Mint Choc Chip
- Mrs Ullah = Strawberry
- Mrs Wynne = Strawberry
- Mrs Wheeler = Vanilla
- Mrs Prickett = Raspberry ripple
- Mr Lee = Cookie Dough
- Mrs McDonough = Cookie Dough
- Mrs Pimm = Mint Choc Chip
- Mr Herlihey = Chocolate

Maths – Task 1 – Home learners only (Not bubble school learners)

Today we are going to create a bar graph. We would like you to find out what are the favourite ice cream flavours in your household? You are then going to add the information (data) into the bar graph. This will help you create a picture of the most popular flavour.



Now you have inputted the data into your bar graph you will be able to use this to help answer the following questions.

Which ice cream flavour was the most popular?

Which ice cream flavour was the least popular?

How many people choose cookie dough?

How many people choose strawberry?


Could you think of collecting any other data to make another bar graph? What question could you ask?

Maths – Task 2 Home learners only (Not bubble school learners)

Problem solving

Today we are going to continue with our theme of ice cream and different flavours! Welcome to Walter Ice Cream Shop!

SALE !!!



3 scoops

any combination

Our Ice Cream Shop lets you have 3 scoops of ice cream. You can have vanilla, strawberry or chocolate. Today your challenge is to find out how many combinations you can make using the three flavours..

Maths – Task 2 Home learners only (Not bubble school learners)

Problem solving

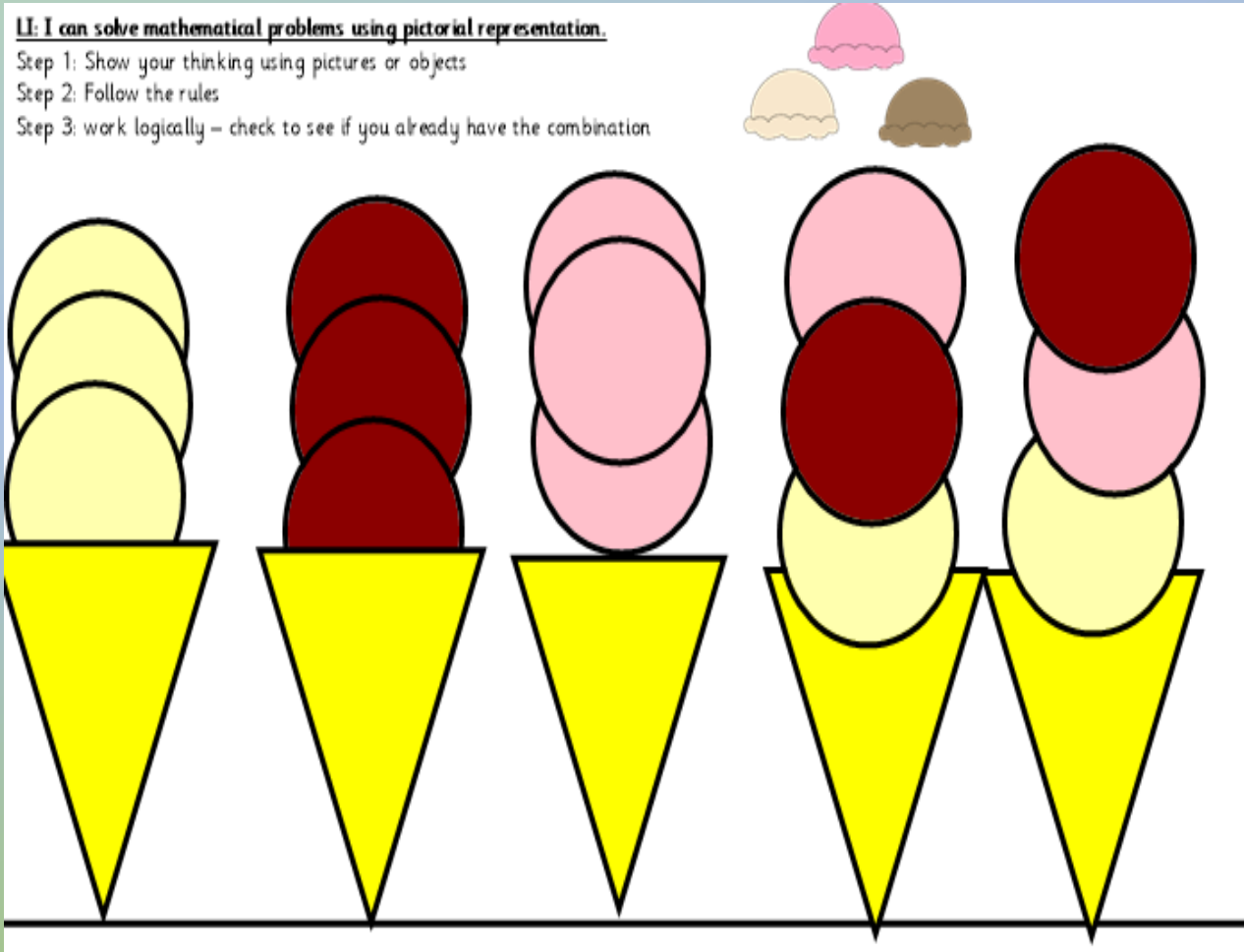
Today we are going to continue with our theme of ice cream and different flavours! Welcome to Walter Ice Cream Shop!

U: I can solve mathematical problems using pictorial representation.

Step 1: Show your thinking using pictures or objects

Step 2: Follow the rules

Step 3: work logically – check to see if you already have the combination



Our Ice Cream Shop lets you have 3 scoops of ice cream. You can have vanilla, strawberry or chocolate. Today your challenge is to find out how many combinations you can make using the three flavours. Here are a few examples to start you off.

How many more ways can you think of?

Maths – Task 2 Home learners only (Not bubble school learners)

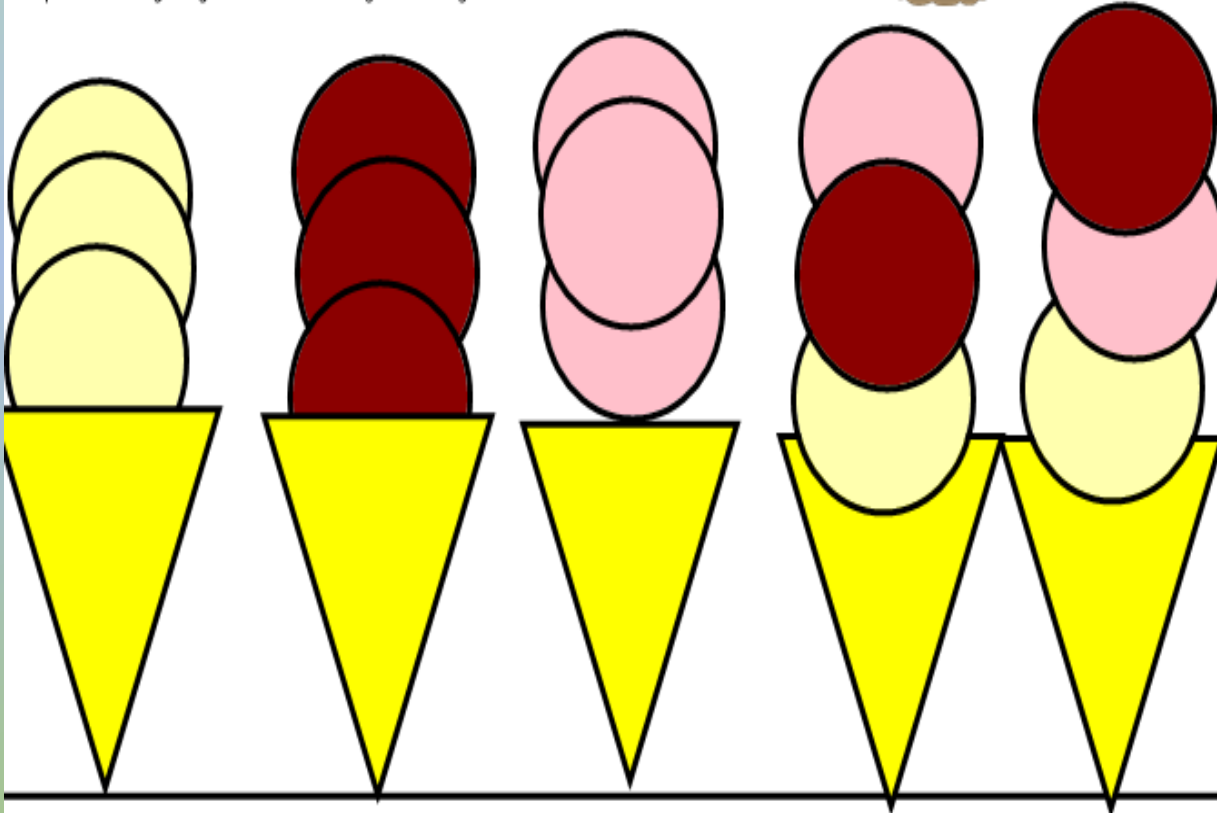
Problem solving

LI: I can solve mathematical problems using pictorial representation.

Step 1: Show your thinking using pictures or objects

Step 2: Follow the rules

Step 3: work logically – check to see if you already have the combination



LI: I can solve mathematical problems using pictorial representation.


Step 1: Show your thinking using pictures or objects

Step 2: Follow the rules

Step 3: work logically – check to see if you already have the combination



Each ice cream cone must have 3 scoops. There are 3 flavours of ice cream: strawberry, vanilla and chocolate. How many different ice cream combinations can you have?









Maths – Task 3 - All Learners (including bubble school)

Today we are going to be adding 3 numbers together. What happens to numbers when we add them? Will your final answer be a bigger number or a smaller number. You can use counters to help you add the numbers together or you can use a number line.

1	2	3	4	5	6	7	8	9	10	11	12	13	14	15	16	17	18	19	20
---	---	---	---	---	---	---	---	---	----	----	----	----	----	----	----	----	----	----	----

Ice cream van price list



	= 5p		= 10p		= 3p
	= 1p		= 2p		= 4p

Remember, when we add numbers together we always start with the biggest number first. The ice cream has made the addition sum



Start here...jump on 4 and then jump on 2 more. The number you land on is your answer

$$10p + 4p + 2p =$$

This is your answer!



Maths – Task 3 - All Learners (including bubble school)

11: To solve addition problems using a number track.







Step 1: Look at the ice cream.

Step 2: Write the number sentence using the price list.

Step 3: Add together the items using a number track.

Ice cream van price list



	= 5p		= 10p		= 3p
	= 1p		= 2p		= 4p



$$\boxed{} + \boxed{} + \boxed{} = \boxed{} p$$

$$\boxed{} + \boxed{} + \boxed{} = \boxed{} p$$

$$\boxed{} + \boxed{} + \boxed{} = \boxed{} p$$

$$\boxed{} + \boxed{} + \boxed{} = \boxed{} p$$



Start here...jump on 4 and then jump on 2 more. The number you land on is your answer

Have a go at these questions. Why do the answers end with a p?
After you have completed these you could have a go at making different ice cream combinations and addition sums!

Remember, when we add numbers together we always start with the biggest number first.
The ice cream has made the addition sum

$$10p + 4p + 2p =$$

This is your answer!



Maths – Task 4 All learners, including bubble school.

Games to play on Education City to help halves and quarters as well as shape. Remember you should not move onto the next game until you get 100%!



Maths – Task 5 All learners, including bubble school.

There will be no task 5 this week! You have all worked so hard at home you can begin your summer break a day early!!!



Well done! You have completed another week of home learning! This week you have been successful by...

Writing statement sentences

Writing labels using phonics

Writing a description using adjectives

Creating a bar graph

Solving a problem

Adding 3 numbers together

Addition tasks using Education City



Finally, we hope you have a wonderful summer break. It has been a very strange year and we are so proud of all our children and families. Your resilience is amazing. Thank you for all your support and sending in the lovely work the children have been busy creating. We look forward to seeing the children in September.

Best Wishes,

Ms Rees & The Year 1 Team 😊