



English – Home Learning Year One – Week 2

























All About Me Writing
The mega magic hair swap
by Rochelle Humes



This week we are going to practise...

- Writing sentences using capital letters, finger spaces and full stops.
 - Using our phonics to spell words.
 - Using the conjunction 'and' and 'because'
 - Using and spelling common exception words correctly.
-
- You can find and download all the resources that you need from our website.

www.walter.wokingham.sch.uk

s 	a 	t 	p 	i 	n 	m 
d 	g 	o 	c 	k 	ck 	e 
u 	r 	h 	b 	f 	ff 	l 
ll 	ss 	j 	v 	w 	x 	y 
z 	zz 	qu 	ch 	sh 	th 	ng 
ai 	ee 	igh 	oa 	oo 	oo 	ar 
or 	ur 	ow 	oi 	ear 	air 	ure 
er 	ay 	ou 	ie 	ea 	oy 	ir 
ue 	aw 	wh 	ph 	ew 	oe 	au 
ey 	a_e 	e_e 	i_e 	o_e 	u_e 	

Common Exception Words

I	no	the	to	go	into
he	are	she	her	we	was
me	all	be	they	you	my
said	little	have	one	like	
were	so	there	do	what	
some	when	come	out	oh	
Mrs	Mr	people	their	called	
looked	asked	could			

Conjunctions

but	if	when
because	or	and

Here is a phonics mat and a list of common exception words to help you with your spelling. Try to use your phonics first; however, if it becomes too tricky then an adult at home or an older family member might be able to help you.

This week we are going to write
“All About Me!”

You will need to think about yourself and how you look. Just like the two girls in the book...

The mega magic hair swap!

Have a listen to Miss Rose reading the story.

If you have a version of the book at home you can follow along with us or even read it yourself.

Lesson 1

Today you are going to use a mirror and write a description of yourself using adjectives.

Look in the mirror and look what you can see?

Look at your hair what colour is it?

What adjectives could you use to describe it ?


Is it



curly



straight




short



spiky

Now look at your eyes, skin, cheeks, lips.

What adjectives could you use to describe them?



You are going to write sentences using **adjectives** to describe yourself using capital letters, finger spaces and full stops.

Lesson 1

Here are examples of some sentences I made about myself.

I have **long brown** hair.

My eyes are **blue** and I have **rosy** cheeks.



Now its your turn ! Remember before writing:

- Say your sentence Say it again Write it Check it
- Use Capital letters, finger spaces and full stops.



There is a word mat to help you on the next page.

Lesson 1



brown



blue



peach




rosy



hair



eyes



ears



freckles



eyelashes



blonde



ginger



curly



spiky



bow



boy



girl



dress



skirt



trousers



t-shirt



short



tall



years




old

Lesson 2

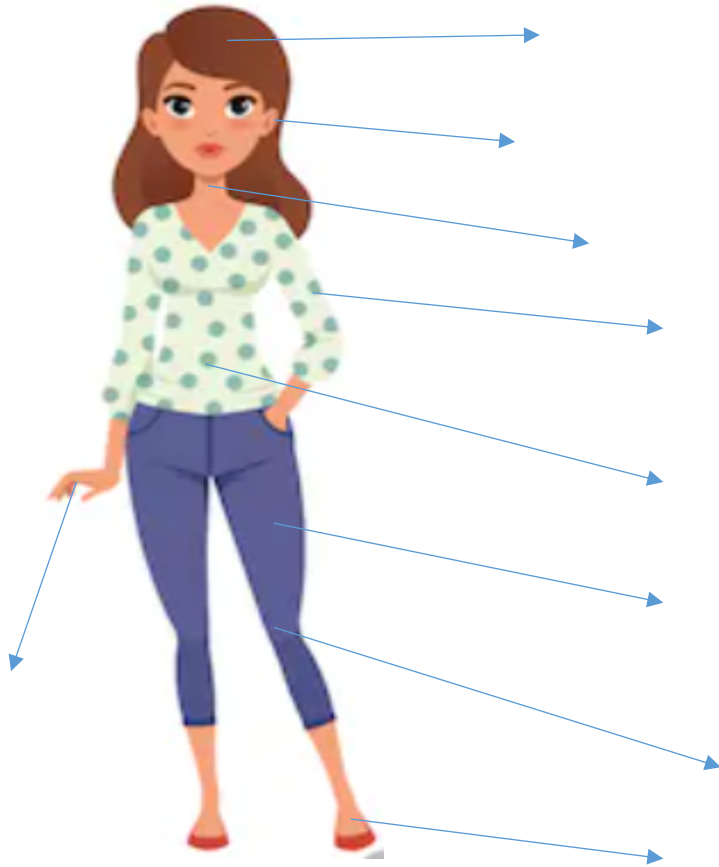
Today you are going to be drawing a picture of yourself and labelling your body parts.

How many body parts can you name?
Can you point to them on your own body too?



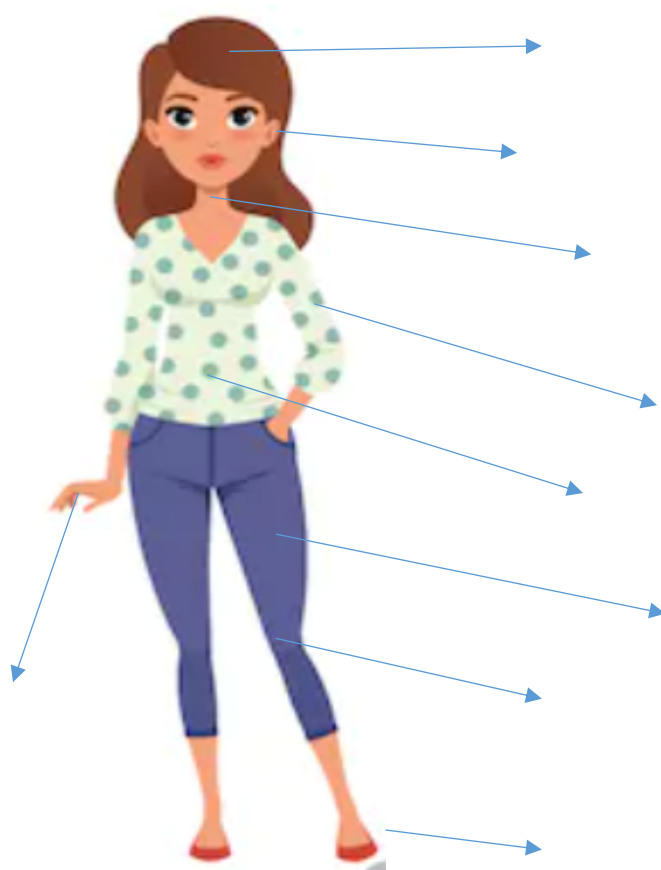
Lesson 2

First you need to draw a picture of yourself and your body. Remember to draw your neck, hands and feet.



Ask an adult to draw some label lines to the different body parts.

Lesson 2



Now you need to name the body part using your phonics.

Before we write a word we don't know how to spell you need to:

- Say the word
- Listen to the sounds you can hear
- Write the sounds using your phonics mat
- Then check it

say arm = ar m arm

say neck = n e ck neck

s	a	t	p	i	n	m
d	g	o	c	k	ck	e
u	r	h	b	f	ff	l
ll	ss	j	v	w	x	y
z	zz	qu	ch	sh	th	ng
ai	ee	igh	oa	oo	oo	ar
or	ur	ow	oi	ear	air	ure
er	ay	ou	ie	ea	oy	ir
ue	aw	wh	ph	ew	oe	au
ey	a_e	e_e	i_e	o_e	u_e	

Your child may spell it nec or nek that's okay as they are using their phonics.

Lesson 3

Today you are going to be writing about your likes and dislikes using the conjunction 'and' and if you want a challenge 'because'. If you use the word **because** you can then tell me why you do or don't like something.

You need to think about what you like doing and what are your favourite things. Maybe even think about what you don't like.



colour



foods



animals



sports



activities

Don't forget to use capital letters, finger spaces and full stops.



Lesson 3

Here are some examples of sentences about me and my likes and dislikes.

My favourite animals are penguins and red pandas.

I like sweets because they taste yummy.

I love when it snows because I can have a snow fight.

Blue and pink are my favourite colours.


I don't like spiders because they have lots of legs.

Now its your turn. There is a word mat to help you on the next page.

Lesson 3



like



love



dislike



hate



favourite



because



colour



















foods



animals



sports

s 	a 	t 	p 	i 	n 	m 
d 	g 	o 	c 	k 	ck 	e 
u 	r 	h 	b 	f 	ff 	l 
ll 	ss 	j 	v 	w 	x 	y 
z 	zz 	qu 	ch 	sh 	th 	ng 
ai 	ee 	igh 	oa 	oo 	oo 	ar 
or 	ur 	ow 	oi 	ear 	air 	ure 
er 	ay 	ou 	ie 	ea 	oy 	ir 
ue 	aw 	wh 	ph 	ew 	oe 	au 
ey 	a_e 	e_e 	i_e 	o_e 	u_e 	

Lesson 4

Today you are going to write about your family and describe them making sure you use capital letters for names of people.

When do we use a capital letter ?

Firstly who do you have in your family?

Remember do not to forget the family pet!

What are their names ?

What do they look like?



Lesson 4

Here are some examples of sentences about my family.

I live with my Mum, Dad and brother.

I have a brother called Craig. Craig is tall and has brown hair.

My rabbit Lucky has black and white spots.


Now its your turn ! Remember before writing:

- Say your sentence Say it again Write it Check it

Word mat on next page



Lesson 4



mum



dad



brother



sister



called



name



live



family




hair



eyes



tall



short

Lesson 5


Today you are going to publish a piece of writing you wrote yesterday in your neatest handwriting.

Remember to:

Starts your letters from the top

Try and sit your writing on the line

Hold your pencil properly (like in the picture)



Once your finished draw a picture to go with your lovely work!

Please send us a picture we would love to see all your hard work! 😊