




English – Home Learning Year One – Week 2























































Spider Sandwiches by Claire Freedman and Sue Hendra



This week we are going to practise...

- Writing sentences using capital letters, finger spaces and full stops.
 - Using adjectives in our sentences.
 - Using our phonics to spell words.
-
- You can find and download all the resources that you need from our website.

www.walter.wokingham.sch.uk

| | | | | | | |
|--|--|--|--|--|--|---|
| s  | a  | t  | p  | i  | n  | m  |
| d  | g  | o  | c  | k  | ck  | e  |
| u  | r  | h  | b  | f  | ff  | l  |
| ll  | ss  | j  | v  | w  | x  | y  |
| z  | zz  | qu  | ch  | sh  | th  | ng  |
| ai  | ee  | igh  | oa  | oo  | oo  | ar  |
| or  | ur  | ow  | oi  | ear  | air  | ure  |
| er  | ay  | ou  | ie  | ea  | oy  | ir  |
| ue  | aw  | wh  | ph  | ew  | oe  | au  |
| ey  | a_e  | e_e  | i_e  | o_e  | u_e  |  |

Common Exception Words


| | | | | | |
|--------|--------|--------|-------|--------|------|
| I | no | the | to | go | into |
| he | are | she | her | we | was |
| me | all | be | they | you | my |
| said | little | have | one | like | |
| were | so | there | do | what | |
| some | when | come | out | oh | |
| Mrs | Mr | people | their | called | |
| looked | asked | could | | | |

Conjunctions

| | | |
|---------|----|------|
| but | if | when |
| because | or | and |

Here is a phonics mat and a list of common exception words to help you with your spelling. Try to use your phonics first; however, if it becomes too tricky then an adult at home or an older family member might be able to help you.

This week we are going to be basing our writing off the book 'Spider Sandwiches' by Claire Freedman and Sue Hendra.



Have a listen to Miss Rose reading the story. If you have a version of the book at home you can follow along with us or even read it yourself.

Day 1

Today's we are going to be creating our own monster sandwich and labelling it.


Start by drawing your monster sandwich – you can use the book to magpie ideas if you need to!

Once you have made your sandwich you can label it using adjectives.

Remember to use capital letters and your phonics to spell words!

Day 1

Here is an example of a sandwich that I made to help you.



Day 2

Today we are going to write sentences describing the monster sandwich you made yesterday and the other sandwiches you monster likes.

We can start our sentences using 'Inside the monster sandwich there were...' or 'The monsters favourite sandwich has...'

Remember to use the word 'and' and to use capital letters at the beginning of your sentences.

You could also extend you writing using adjectives as a challenge.

Day 2

Here is an example I made using the example sandwich from yesterday.

Inside the monster sandwich there were eyeball eggs and squashed worm mustard.

The monsters favourite sandwich has mouldy wet bread and slimy smelly meat in it.

Day 3

Today you are going to write an invitation to a picnic with the monster.

You are going to need to think of when this picnic is going to be and what time they need to be there for.

You should also think about what they might need at the picnic and what they might do; is there a dress code? Do they need to bring a monster sandwich? Will they play games?

Day 3

Here is an example I made. Don't forget to use capital letters, finger spaces and full stops! Your challenge is to use the word 'and' and adjectives!

Date: Tomorrow

Time: 1 o'clock

Place: The park

Dear friend,

Please come to my amazing monster picnic. You should wear your most gruesome outfit and bring your favourite monster sandwich to eat. We will play hide and seek and duck duck goose.

From

Miss Veale

Day 4

Today you are going to write about what happened at the monster picnic.

Your main focus will be on the food they ate – remember to use lots of adjectives to describe the food!

You can use your monster sandwich as a starting point. Think about what it tasted like, how it smelt and what was in it.

Some starting sentences could be ‘At the party there were...’, ‘We ate...’ or ‘My favourite food was...’

Don’t forget to use capital letters, full stops and finger spaces. Your challenge today is to use the word ‘because’!

Day 4

Here is an example of something you could write.

At the party there was lots of different food to eat. We ate gooey fisheye custard and bouncy worm jelly. There was mouldy cheese lollies and cockroach jam. My favourite food was the eyeball egg sandwich because it was delicious. We played hide and seek and duck duck goose and I had lots of fun.

Day 5



Today you are going to be writing facts about spiders.

Your focus for today is to use capital letters, finger spaces and question marks correctly. Your challenge is to use an exclamation mark in one of your sentences.

Don't forget your 'Did you know' questions are question sentences so they need a question mark at the end of them!

Have a look at the next few slides to see what facts I have found!

Day 5



Did you know...

- Spiders are not insects, they are known as arachnids. Arachnids only have two body segments instead of three!
- Spiders spin webs to catch other bugs to eat, but not all spiders make webs! Some get their food by hunting their prey and pouncing on it.
- There are about 40,000 different species of spider in the world.
- The average house has 30 spiders.
- You are always three feet away from a spider.

Day 5



Did you know...

- Spiders have short hairs on their feet that allow them to walk upside down on ceilings and over glass.
- The average spider lives for about 1 to 2 years. Although the female tarantula may live up to 20 years!
- The hair on a spider's first pair of legs are sensitive to taste. The spider "tastes" its prey by touching it.

Do you know any more facts about spiders?

Day 5



Here is an example of something you could write.

Did you know there are about 40000 different species of spider in the world? Did you know spiders use the hairs on their legs to taste their food? The female tarantula spider can live up to 20 years old!

Day 6

Today you are going to use the facts you wrote about yesterday to create a fact page on spiders.

Your main focus today will be how you present your work. Remember this will be a fact page so you need to make sure you've written down your favourite facts for everyone to read!

Make sure you add lots of pictures and make your fact page really colourful so everyone wants to read it!

Don't forget to use capital letters, finger spaces and full stops in your writing. Your challenge is to include an exclamation sentence in your fact page.

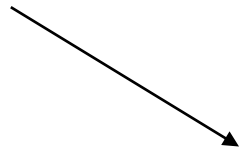
Day 6

Here is an example of something you could do. Make sure you add more facts than I have!

Spiders

Did you know there are about 40000 different species of spider in the world?

Tarantula



The female tarantula spider can live up to 20 years old!



Did you know spiders use the hairs on their legs to taste their food?

Day 7

Today you are going to publish the work you wrote on day 4 (writing about what happened at the monster picnic).

Remember to write it in your neatest writing. You can draw a picture of your picnic after you have published your work.