



# **Walter Infant School and Nursery**

Foundation Stage 2

Maths Spring Term Week 1

Name:.....

Class:.....

## Capacity

Tuesday

Exploring capacity

You will need:

- Water (you could add food colouring!)
- Different sized jugs, bottles, containers

Vocabulary:

Full, empty, half full, most, least, more, less.

Pour water into the different sized containers.

- Which has the most water? How do you know? How could we check?
- How many cups of water will it take to fill the big container?
- How many cups of water will it take to fill the small container? How can we check?

Let your child explore pouring different amounts of liquid and encourage them to use the language of capacity to describe the amounts of liquid the containers hold.



Wednesday






You will need:

- Water
- Jug
- Clear cup/bottle container

Can you use the water to fill your container the same as the amounts below:

- Full
- Empty
- Half full
- Nearly full
- Nearly empty


Colour the images below to show what the different amounts look like.

Full	Empty	Half full	Nearly full	Nearly empty
				

Thursday


## How Much Does It Hold?

Which container holds the least? Please circle.



Which container holds the most? Please circle.





Cut out the bottles and order them from the least amount of liquid to the most amount.



Least	most



# Capacity Sorting

Can you sort the pictures into full, half-full and empty?

full	half-full	empty

