



# Robin Class Home Learning Journey


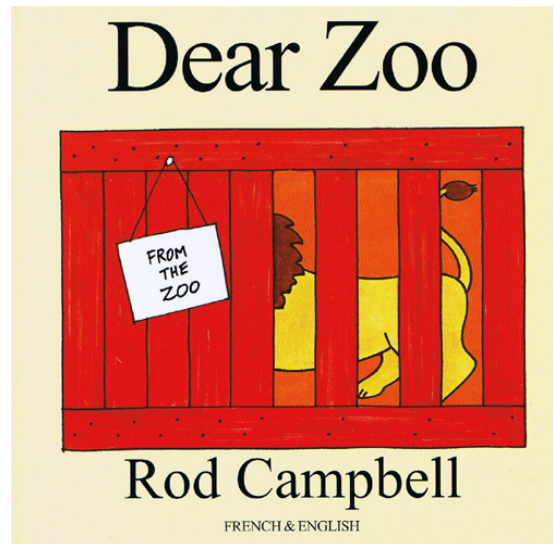



Monday 5<sup>th</sup> January 2021 until Friday 15<sup>th</sup>  
January 2021

# Activity One:




- Read the story of 'Dear Zoo'
- Can you remember the different animals that the zoo sent?
- Why weren't they good choices?
- Discuss the story with your grown up.



# Activity Two:



- Can you put the animals from the story in size order?  
(Biggest to smallest or smallest to biggest)
- Can you order your favourite toys at home by size?  
(Put them side by side to check!)





## Activity Three:

- Draw a picture of a pet you have at home or one you would like. Can you describe what you are drawing to your grown up?




Remember to try and hold your pencil in a tripod grip when mark-making.



# Activity Four:



- Create a house for your pet. Here are some ideas of the resources you could use!




# Activity Five:



- Can you learn the words to these animal rhymes:

- 1,2,3,4,5 once I caught a fish alive
- Baa baa black sheep
- Down in the jungle
- Five little ducks
- Five little monkeys

Are there any other animal rhymes you like to sing?



# Activity Six:



- Can you make playdough with the help of your grown up?

## Ingredients

2 cups plain flour  
1 cup salt  
1 tbsp oil  
1 cup cold water  
2 drops liquid food colouring  
– any colour of your choosing

## Method

1. Mix the flour and salt together in a large mixing bowl.
2. Add the cold water, oil and drops of food colouring and mix together.
3. When your ingredients are well mixed, take them out of your bowl and place your dough onto a flat surface, such as greaseproof paper.
4. Knead vigorously for a few minutes, until your dough feels like playdough and all of the stickiness has gone.



## What is kneading?

This is when you press, massage, squeeze and fold your dough.

If your dough is too wet, add a little extra flour and carry on kneading.

If your dough is too dry and crumbly, add an extra drop of cold water and carry on kneading.

Make sure you add any extra ingredients a little bit at a time.





# Activity Seven:

- Access Phonics Play online and explore the following game. Can you listen to the sound and match it to the correct picture?

Click onto Resources and then Phase 1!



PhonicsPlay





# Activity Eight:



- Can you make a snake using paper or card?
- How long can you make it?
- Can you count the chains?



# Activity Nine:



- Can you make your very own lion using:  
Leaves? Paper or card? Pasta?





Miss Potter and Mrs MacLeod would love to see any work you would like to share with us.

Please email photos or videos to:

[admin@walter.wokingham.sch.uk](mailto:admin@walter.wokingham.sch.uk)

Enjoy learning about Dear Zoo and taking part in all of the fun activities!