




English - Home Learning

Two week pack

Foundation Stage

Keith the Cat with the Magic Hat



As writers we are going
to write the sounds we
hear in words.

This week we are going to practise:

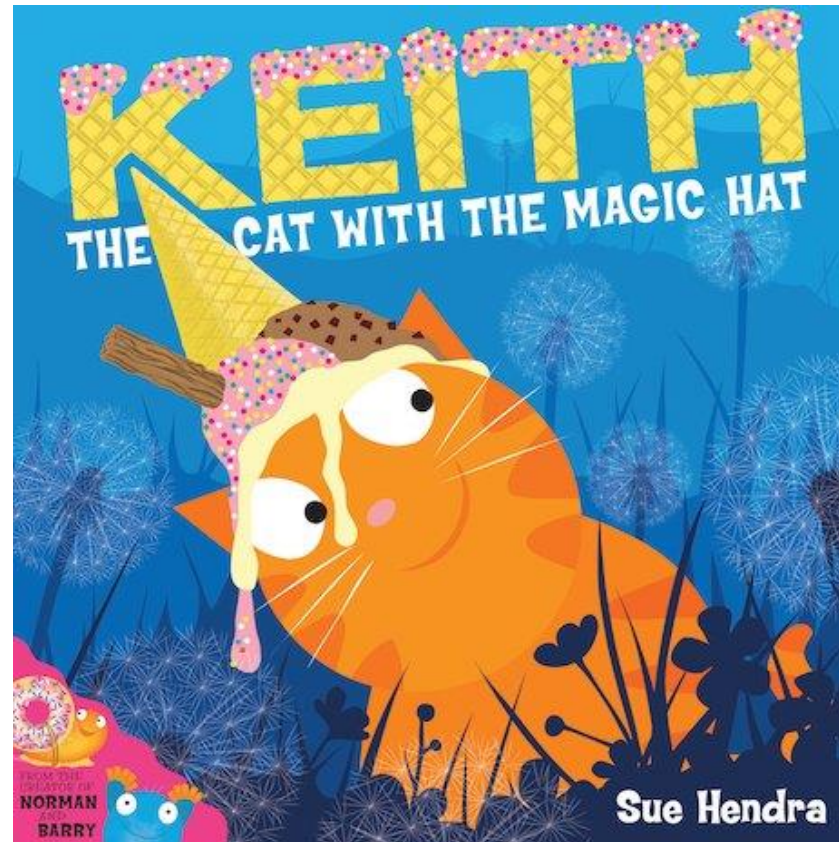
- Writing words - Say the word, listen to the sounds, write the sounds you hear, read to check.
- Write a sentence
- Retell a story

You can download all the resources that you need from our website.

www.walter.wokingham.sch.uk



We are going to watch Mrs Wheeler read
Keith the Cat with the Magic Hat



https://www.youtube.com/watch?v=zQ_kspFerc8

Monday – listen to the story

Listen to the story of Keith the Cat with the Magic Hat. Think about what happens at the beginning of the story, in the middle of the story and the end of the story.

- Why were the cats laughing at Keith?
- Can you remember what other ideas Keith thought the ice cream could be?
- What magic tricks does Keith perform whilst wearing his magic hat?
- How does Keith save the day at the end of the story?
- What was your favourite part of the story?



Tuesday – sequencing the story




- Use the pictures to create a story map
- Order the pictures thinking about what happened at the beginning of the story, middle and ending
- Use your story map to retell the story
- Can you write a label/caption/sentence to go with the picture?

Wednesday- writing about the story

- We are going to write a sentence about the story using the picture as a prompt.
- How do we write a sentence? What is the process?

think it




What are you writing about?
What could you include?

say it



Say your sentence lots of times.
Use your fingers to help.

write it





















































Use your best handwriting.
Use your phonics and word
banks to help with spellings.

read it



Read through all your writing.
Check that it makes sense and
correct any mistakes.
Can you improve your work?

s 	a 	t 	p 	i 	n 	m 	d 	g 	o 
c 	k 	ck 	e 	u 	r 	h 	b 	f 	ff 
l 	ll 	ss 	j 	v 	w 	x 	y 	z 	zz 
qu 	ch 	sh 	th 	ng 	ai 	ee 	igh 	oa 	oo 
oo 	ar 	or 	ur 	ow 	oi 	ear 	air 	ure 	er 

Common Exception Words

I	no	the	to	go	into	he	are
she	her	we	was	me	all	be	they
you	my	said	little	have	one	like	were
so	there	do	what	some	when	come	out
because		and	but	if	or	when	then
zero	one	two	three	four	five	six	seven
eight	nine	ten					

Use 'Keith the Cat writing' template. Alternatively you could draw a picture from the story.

Thursday – designing a magic hat



- Keith the Cat needs a new magic hat! We are going to design a magic hat
- Think about the shape of the hat
- How could we decorate the hat to make it look magical?
- Write a label to describe the resources needed to make your hat.



Friday – magic hat

- Why is your hat a magic hat?
- Think about what magical powers it could have
- Write a label or sentence to explain why your hat is a magic hat.

Week two!

Monday – design your own ice-cream

- There are so many different types of ice-cream! Lets think about designing and drawing your own.
- Think about what colour your ice-cream will be.
- What will your ice-cream taste like? What flavour is your favourite.
- What could you use to decorate your ice-cream to make it even better!
- Label your ice-cream with the colours you have chosen and the ingredients you have added.



Tuesday – design your own ice-cream shop menu

- Imagine you are visiting an ice-cream shop
- What would you see on the menu?
- Can you create a menu? Think about other things they might serve such as waffles and ice-cream, pancakes and milkshakes!

Wednesday – Draw and label a cat

- There are lots of different cats in the story, now it is your turn to draw your own!
- As you draw and colour your cat, think about the different parts of the cat. The tail, ears, paws, eyes, legs...
- Think about how many legs do cats have? How many ears? Count using your drawing.
- Label your cat! Example on the next slide.



eye

ear

tail





leg

paw



Thursday – Talking about the author

- Can you find where it tells us who is the author of the book?
- Do you recognise her name?
- What other favourite books has she written?



Friday – reading other books by Sue Hendra

- Spend your time today listening to some of the other books by Sue Hendra. Look out for videos of your teachers reading their favourites!
- These can be found on YouTube if you don't have a hard copy.
- Talk about the similarities and differences between Keith the Cat with the Magic Hat and the other stories.
- Which book is your favourite?