



Year One Parents' Information

Welcome to Year One at Walter Infant School

We warmly welcome you to Year 1. We hope that this information booklet will cover many aspects of Year 1 life at Walter Infant School. If you need further information please check our website or contact the school office.

Best wishes,

The Year 1 Team

Walter Infant School

Murray Road, Wokingham, RG41 2TA.

Tel: 0118 978 0825

www.walter.wokingham.sch.uk

admin@walter.wokingham.sch.uk

Headteacher: Mrs Judy Wheeler

INTRODUCTION

Welcome to Year One! We hope that your child will enjoy their time with us. The information in this booklet will hopefully help you and your child get the most out of their time in year 1. We would like you to keep this booklet for reference throughout the year. If you have any further questions, please do not hesitate to contact myself or the school office.

Ms Stephanie Rees

Year One Lead

CLASSES, TEACHERS AND SUPPORT STAFF

There are three class in Year One. As well as the Class Teacher, a Learning Support Assistant supports each class in the morning. The names and the adults in each class are listed below.

 Oak Class	 Larch Class	 Beech Class
Ms S Rees 	Miss L Palmer 	Miss L Rose 
Miss B Gosling 	Mrs T Wynne 	Mrs F Ullah 

THE SCHOOL DAY



Start of the School Day - 8.40am

School doors open at 8.40am and are promptly closed at 8.50am. Please ensure your child arrives **before** the doors are closed so that they can be in their classroom ready for registration, which takes place at 8.50am. If you arrive late and the door is closed you will need to take your child to the main entrance at the front of the school. A member of the office staff will then let your child in and ensure they are entered into the register with a late mark. Please make sure your child is safely in the building before you leave the premises.

Each year one class will enter and exit the school via a different door where they will be met by a member of school staff.

Oak – Please use the side door near the garden

Larch – Please use the main entrance at the front of school

Beech – Please use the main entrance at the front of school

The deputy head or head teacher will be present on the door every morning and will be happy to take messages that need to be passed on to the class teacher. It is helpful that any important information or messages are passed on in written note form.

When the children come into the classroom they are expected to change their home reading book by themselves, put away their things and choose their lunch on the class computer. They will then be ready to start the school day.

Rise and Shine Club - 7:30am - 8:40 The club begins at 7:30am, the children will be delivered to their classes at 8:40am. It is run by Learning Support Assistants working in KS1. Variety of activities are provided including colouring, drawing, construction, table top games. The children will also have the opportunity to access the computer suite and play games available on the learning platform. Please provide a snack and a drink for your child. This could be a breakfast bar, fruit, sandwiches, yoghurt etc. and we are happy for you to send fruit juice or milk drinks. Please remember that we are a Nut Free Zone. Places in the club are limited, if you would like to register your child please fill in the form in this pack and return to the School Office asap.



End of the School Day – 3.20pm

The school day ends at 3.20pm. Each class will be led out by their class teacher via the same door they entered in (**Larch will be dismissed via their classroom door near the ramp onto the playground**). We will only release the children into the care of responsible adults that routinely collect the children. We will not

release the children to older siblings, unless they are an adult. If there are changes to the usual adult please contact the office before the end of the school day and the class teacher will be informed. Please do not try to collect other people's children for them if their parent or carer is running late. If you are late collecting your child they will be taken to the school office where they will wait with the class teacher. Please do not be offended if we refuse to hand over a child that does not belong to you. Please understand that we have a duty of care to look after the children and procedures to follow. Please leave the playground promptly after collecting your child and remind them not to play on the playground equipment before or after school.

Energy Kidz - 3:20pm - 6:00pm

After school club runs after school until 6.00pm. The Year 2 children are met by the Energy Kidz team in the Year 2 corridor immediately after school. The club is usually held in St. Paul's Junior school. If you wish to book places please contact Energy Kidz directly on 0333 577 1533 or email them at info@energy-kidz.co.uk, for more information visit their website at www.energy-kidz.co.uk



ABSENCES

If your child is unwell please call the school as soon as possible; you can leave a message and tell us why your child is absent.

Please let your class teacher or the office know if your child needs to attend a medical appointment.

Forms to apply for leave are located outside the school office.

THINGS TO BRING TO SCHOOL

School Uniform

The children are expected to come to school in their school uniform. This is to help them feel part of a community and to keep the children looking smart and ready to learn. Our school uniform is as follows:

- Grey trousers or shorts, grey skirt or tunic dress
- White or sky blue polo shirts
- School sweatshirt or cardigan
- Black smart shoes which should be sturdy and practical for school life (we politely request Velcro fastening shoes rather than laces).
- In summer the girls can wear light blue and white checked dresses.
- Trainers are to only be worn in PE lessons

If you would like to order any of the school uniform please visit the following website. The website contains an up-to-date price list and is sorted by year groups for easy ordering:

<http://walter.gooddies.co.uk/>

Please ensure that **ALL** clothing is named to minimise a risk of loss, including PE kit and shoes.

PE Kit

The children are expected to bring their PE kits in at the start of the week and take them home again to be washed at the end of the week. Please send in PE kits in a suitable PE bag. The PE kit is as follows:

- White t shirt
- Blue shorts
- Trainers or plimsolls
- For the winter months the children are still expected to go outside unless it is raining. For these months your child can wear longer jogging bottoms and a hoody or suitable longer sleeved top for PE.

Some of the school's PE kit and bag can be ordered from: <http://walter.gooddies.co.uk/>

Please ensure that all clothing is named to minimise a risk of loss.

Food, Drink and Lunches

Lunch

Children can have a hot school dinner or choose to bring a packed lunch to school. At the moment hot school dinners are free for all infant aged children.

Hot dinners

We will send home a menu card for you to decide with your child what they would like to eat. The children will be asked in the morning to order their lunch, choosing from the main meal or the vegetarian option.

Packed lunches

Please provide lunch in a named bag/box.

We are a nut free school so please **do not include**



anything that may contain nuts!

As we promote a healthy life style in school, please can you leave any chocolates or sweets at home.

Water

The children need to bring in a **named** water bottle, which stays in their classroom which they can access throughout the day. **Filled with water only please.**

Snacks

We provide a piece of fruit or a vegetable for every child daily. Please do not send in own snacks.

Milk

Milk

If you want your child to receive milk daily then this will have to be ordered. Please use the contact details below:

registration@coolmilk.com

www.coolmilk.com or call 0844 854 2913

Alternatively, please contact the school office for a 'Cool Milk' form.



Allergies/Dietary Requirements

It is very important for us to know about any allergies or food intolerances when your child starts school. If you have any concerns please speak with your class teacher.

LEARNING AT HOME AND PARTNERSHIP WITH PARENTS

Homework

What is homework?

Homework is anything that children do outside the normal school day that contributes to the learning in response to guidance from school. Homework encompasses a whole variety of activities instigated by teachers and parents to support children's learning; for example, a parent who spends time reading a story to their child before bedtime is helping with homework.

Homework should not be a chore and should not get in the way of other activities that children may do after school. The homework that we expect to be carried out will not require any special teaching skills but will be an expansion of skills already taught in school.

Homework set in Year 1

In Year 1 we set the following homework:

- Weekly spellings that are linked to your child's phonics learning. They will receive a test on these and the results will be sent home.
- Reading at home. A little and often approach at home is best. Ideally, we would like you to read with your child on a daily basis for about 10-15 minutes. We ask that you would record this into their reading records that they take home. This is to ensure that we can keep track of their reading at home. We will also record in this book after every guided reading session.
- As the year, moves on we will send home maths homework that can be accessed on line. Details will follow later on in the year.

Helping your child with Reading

- Listening to your child read on a daily basis, at least 10-15 minutes every day. A little and often approach is best.
- Enjoy stories and sharing books together.
- Choose from a wide range of texts, which includes fiction, non-fiction and poetry.
- Talk about the text before, during and after reading. Discuss the character's feelings and actions, the plot, try to predict events and discuss new vocabulary.
- All reading is valuable. This could be books, magazines, newspapers, poetry, comic books and the Internet.
- Encourage free choice. Don't just read books taken home from school; visit the local library or bookshop.




Helping your child with Writing

- Practise the spellings they are given every week – try to make it fun.
- Encourage opportunities for writing. Write letters, shopping lists, notes, stories, diaries or poems.
- Write together. This will help the children see writing for a purpose and allow them to have a role model for writing.
- Read through the writing with the children. Discuss how they can edit mistakes.
- Always show praise and encouragement for their writing. Mistakes are okay to make, as writing can always be edited.
- Practise letter formation.

Helping your child with Mathematics

- Count and Play games involving the multiples of 2, 5 and 10.
- Play mental games, including counting different amounts forwards and backwards.

- Encourage children to read and tell the time O'clock and half past
- Counting, including money.
- Taking children and involving them in shopping. This can involve many aspects of mathematics.
- Look for and identify 2D and 3D shapes at home or when out and about.
- Cooking involves the application of many areas of mathematics.
- Play board games.



Parent Partnerships

At Walter Infant School, we welcome parent or adult support and help from home. We will send letters home requesting help from parents and adults to enable additional opportunities for reading. Throughout the year, Mrs Wheeler will run a session on reading and how you can help in school or at home. You have to attend this training before you can come in to read with the children. Your child's class teacher will send a letter out just before the first half term to invite any parent helpers in with suitable times.

HEALTH AND WELBEING

First Aid notes- we will send home notes if your child has an accident at school.

We may need to contact you. Please make sure your contact details are kept up to date.



Sickness: Please keep your child at home for 48 hours following the last episode of vomiting or diarrhoea.

Head Lice: Please regularly check your child's hair and treat if necessary. Please could you also let your class teacher know.

YEAR 1 CURRICULUM



How is Year 1 taught?

At Walter Infant School Year 1 are taught following the objectives in the National Curriculum via the core subjects of English, Maths and Science. The foundation subjects are planned and taught thematically, which means that all our work or learning that term will centre around a singular theme to help generate ideas. Each term we will publish our Curriculum Overview on the school's website. This will outline what we are teaching and learning in Year 1.

The National Curriculum subjects are:

English - Writing	Taught daily
Guided Reading	The children have one guided reading session in a group weekly, with follow up activities.
Phonics and Spellings	Taught daily
Maths	Taught daily
PE	Taught twice weekly
Science, Geography, History, PSHE, RE, Art, DT, Computing and Music	Forms part of our curriculum at Walter Infant School and taught weekly or regularly.

Interim Assessment Framework

As such, the children are thoroughly assessed in English (Reading and Writing), Mathematics and Science; this includes how the skills that are taught in these subjects are used throughout the curriculum. Based on the children's learning, work in their books and through the use of tests, the teacher's make an assessment or judgement on their work. We will decide if the children are: working towards age related expectations, working at age related expectations, or working at greater depth. Below are the objectives that the children have to meet to be at age related expectations in year 1 in Reading, Writing, Mathematics and Science

Expectation's for the end of year one

Reading

The children have to

Respond speedily to the correct sound to grapheme for all 40+ phonemes

Read many familiar and unfamiliar words accurately by blending sounds

Read many common exception words, noting unusual correspondences between spelling and sound

Read some words containing taught GPCs with 'ing', 'ed' and 'er' endings



Read many words of more than one syllable that contains taught GPCs

Read some words with contractions and understand the apostrophe represents the omitted letter(s)

Reading age appropriate books – book band Orange or above

Check the text makes sense to them as they read and correcting inaccurate reading

Discuss the significance of the title and events

Make inferences on the basis of what is being said or done in a familiar book being read to them

Writing

The children have to:

Spell words (phonetically plausible) containing each of the 40+ phonemes already taught

Spell some common exception words correctly

Name the letters of the alphabet in order

Use letter names when spelling alternative graphemes

Use 'ing'/'ed' where no change is needed in the spelling of the route words

Begin to form lower-case letters in the correct direction, starting and finishing in the right place

Begin to form capital letters accurately

Form digits 0-9

Leave spaces between words

Join words and join clauses using 'and'



Begin to punctuate sentences using a capital letter and a full stop, question mark or exclamation mark

Use a capital letter for their name and the personal pronoun 'I' and know they should be used for the names of others, places and the days of the week as well

Compose a sentence orally before writing it

Sequence sentences to form short narratives

Re-read what they have written to check that it makes sense

Mathematics

The children have to:

Read, write and interpret mathematical statements involving addition (+), subtraction (-) and equals (=) signs

Know and use number bond facts for 10

Add and subtract one-digit and two-digit numbers to 20, including zero

Count, read and write numbers to 100 in numerals; count in multiples of twos, fives and tens

Given a number, identify one more and one less

Recognise, find and name a half as one of two equal parts of an object, shape or quantity

Recognise 2-D shapes [for example, rectangles (including squares), circles and triangles]

Recognise 3-D shapes [for example, cuboids (including cubes), pyramids and spheres]


Compare, describe and solve practical problems for: length and heights [for example, long/short, longer/shorter, tall/short, double/half]

Compare, describe and solve practical problems for: mass/weight [for example, heavy/light, heavier than/lighter than]

Measure and begin to record lengths and heights

Recognise and know the value of different denominations of coins

Tell the time to the hour and half past the hour



Science

The children have to:

Can ask their own questions about what they notice

Can observe changes over time

Can notice similarities, differences and patterns

Can group and classify things

Can carry out simple comparative tests

Can use appropriate scientific language to communicate their ideas in a variety of ways, what they do and what they find out

Can name and locate parts of the human body, including those related to the senses

Can describe and compare the observable features of animals from a range of groups

Can group animals according to what they eat

Can describe seasonal changes

Can name different plants and animals

Can use their knowledge and understanding of the properties of materials to distinguish objects from materials and identify and group everyday materials

PHONICS AND SPELLING

At Walter Infant School, we use phonics for the prime method for teaching reading and spellings. The children have access to the following phonics card to help them to encode or spell a word. Some words cannot be spelt using phonics and these are known as Common Exception Words. A list of the year One common exception words are attached below.



Walter Infant School

Spelling Mat



Year One Common exception words

Year 1 Common exception words

do	the	is	today
to	a	his	says
no	they	has	our
go	said	I	ask
so	love	put	you
he	come	full	your
be	some	pull	house
me	of	push	school
we	are	our	friend
she	here	once	
by	there	one	
my	where	was	

The phonics
re learnt
the assessment
in Year 1
they will be new

to all children, so there will not be a bias to those with a good vocabulary knowledge or visual memory of words. Children who can read non-words should have the skills to decode almost any unfamiliar word. The non-words are presented alongside a picture of an imaginary creature, and children can be told the non-word is the name of that type of creature. This helps children to understand the non-word should not be matched to their existing vocabulary.



Examples of words include star, shelf.

Examples of non-words include dov, vead

HANDWRITING

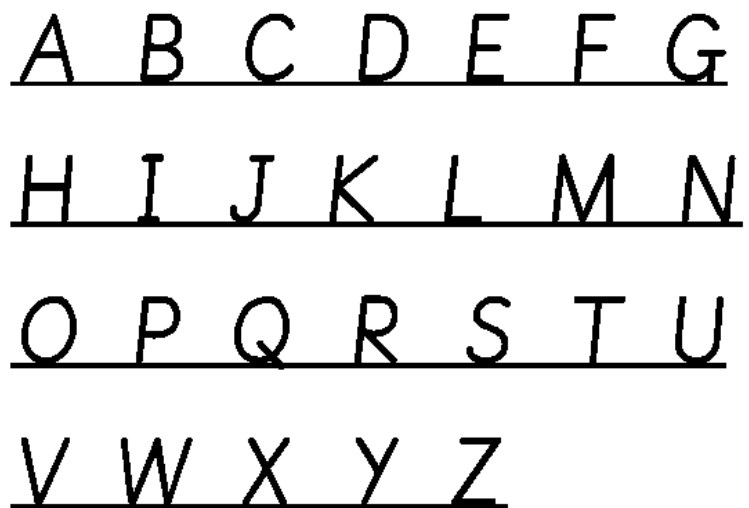
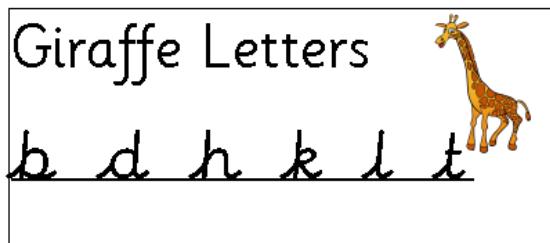
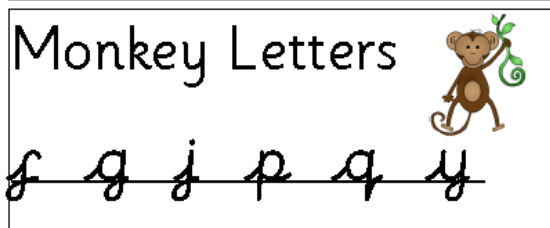
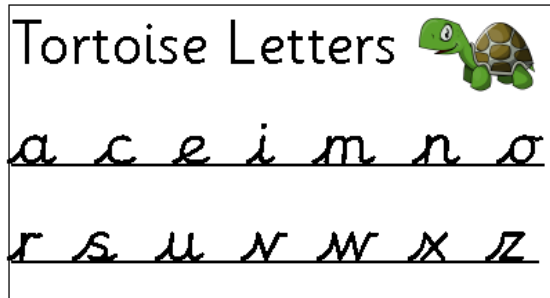
As part of the Year 2 National Curriculum, the children have to form letters that are joined using a continuous cursive script that is clear and legible. For this reason, we have adopted a handwriting style with leads in. At the start of year 1 children will continue to form their letter using print. They will start the formation at the top (excluding d and e) as taught in Foundation.

Once the children have mastered forming their letters correctly, we will then start introducing lead in lines in preparation for year 2. For the majority of children, this will be introduced during the summer term.

The final intention is that children should be able to form letters that are joined using a continuous cursive script that is clear and legible.

Please see examples of our handwriting below; we have also sorted the letters in families or groups.

The lower case letters should join in a whole word; however, capital letters should not join and may take more than one stroke to form. Please see the examples below.



Example of End of Year 2 writing.

The quick brown
fox jumped over

Walter Infant School Safeguarding Policy & Procedures

We are committed to safeguarding children and have a duty to refer any suspected cases of neglect or harm to the appropriate agencies.

The Role of the Designated Person for Safeguarding

- Listen and act when adults report concerns
- To make referrals to Social Care if necessary
- Ensure confidential records are kept
- Attend case conferences and provide reports
- Ensure all staff are aware of school's Safeguarding Policy and procedures
- Ensure unexplained absences are referred to the Education Welfare Officer
- Keep themselves up to date with

The Safeguarding Children Team at Walter Infant School

Designated Person for Safeguarding is the Head Teacher, Judy Wheeler 0118 978 0825. Deputy Designated Person for Safeguarding is the Deputy Head Teacher, Fiona Prickett. The Inclusion Manager is Lucy Ambler.

Your Safeguarding Children Team also links with the Nominated Governor for Safeguarding who is Ghislene Lokucieski.

The welfare of the child is our paramount concern. If you are concerned, report your concerns to the Designated Person for

<p>knowledge to enable them to fulfil their role and attend training every two years</p> <ul style="list-style-type: none"> • Provide an anonymised report to the Governors once a term • Notify Social Care when a child is privately fostered • Ensure that any concerns about a pupil who leaves the school are forwarded to the next school. 	<p>Safeguarding — Judy Wheeler or Chair of Governors - Karen Hampton 0118 978 0825</p>
	<p>For a copy of our full Safeguarding Policy please go to www.walter.wokingham.sch.uk or ask at the School Office</p>

Walter Infant School

Term Dates 2018 -2019

Autumn Term 2018

Inset Day – School Closed Monday 3rd September

Start of Term Tuesday 4th September

Half Term 22nd to 26th October

Inset Day – School Closed Monday 29th October

End of Term Wednesday 19th December – finishing
1 hour early

Spring Term 2019

Start of Term Thursday 3rd January

Half Term 18th to 22nd February

End of Term Thursday 4th April – finishing
1 hour early

Inset Day –School Closed Friday 5th April

Summer Term 2019

Start of Term	Tuesday 23 rd April
Bank Holiday – School Closed	Monday 6th May
Half Term	27 th May to 31 st May
End of Term	Friday 19 th July – finishing 1 hour early
Inset Days –School Closed	Monday 22nd and Tuesday 23rd July